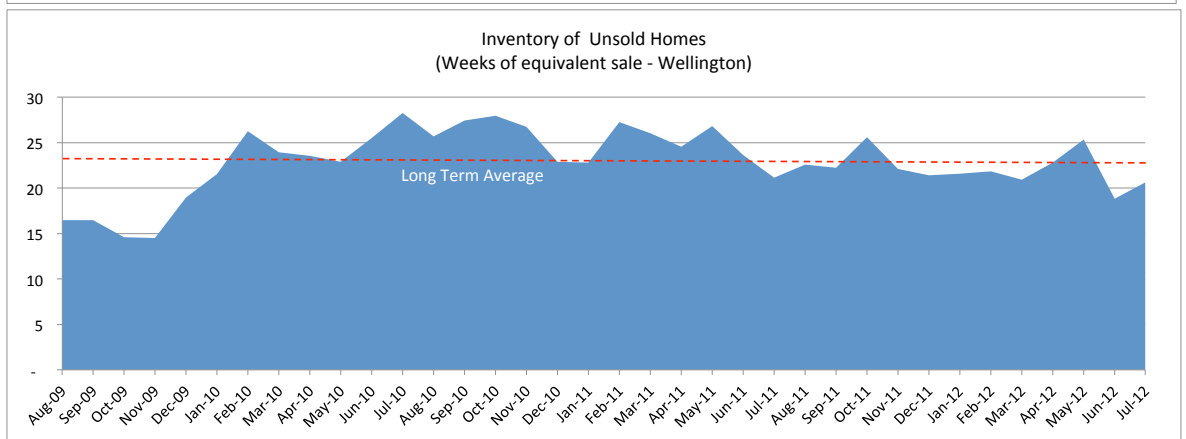
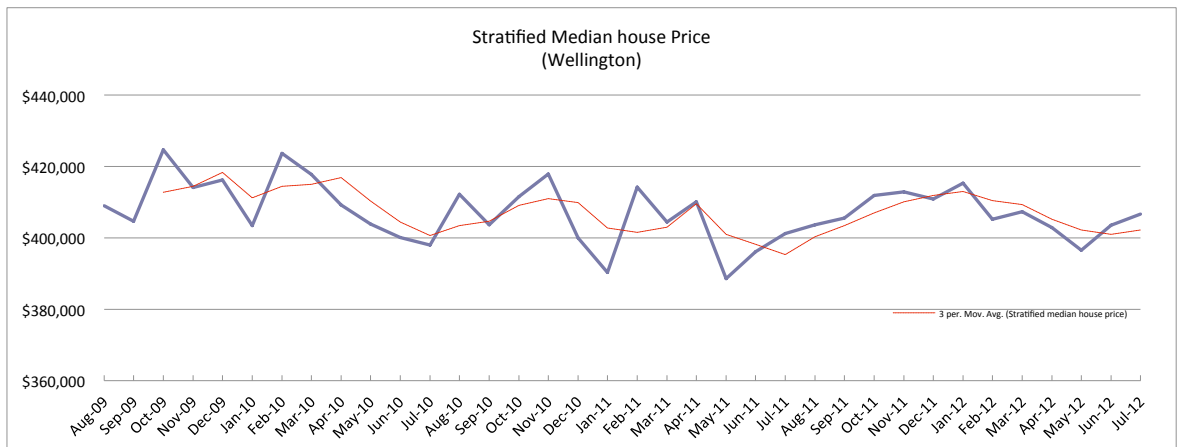
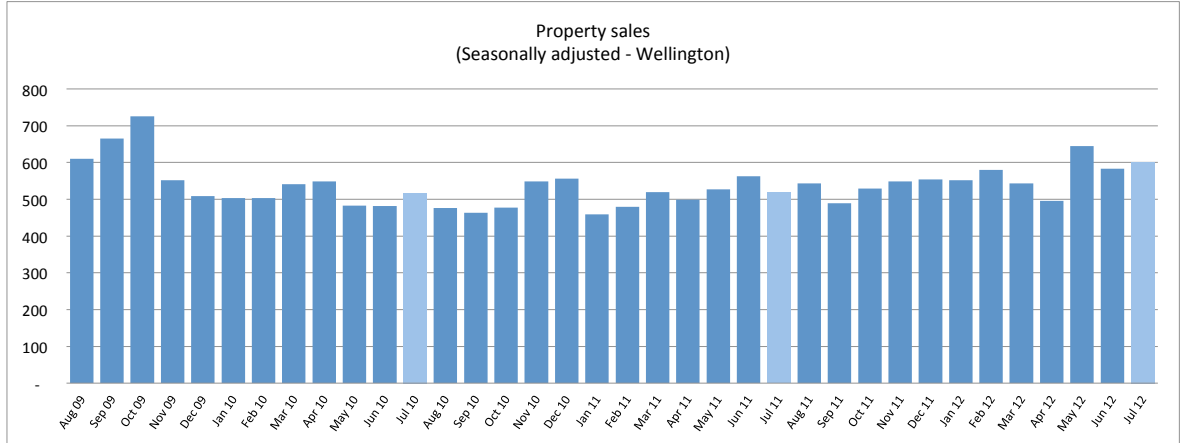




	May 12	Jun 12	Jul 12
Property sales	661	548	549
% change vs prior year	+23%	+3%	+16%
Inventory of property for sale (# of weeks)	25.3	18.8	20.6
% change vs prior year	-6%	-20%	-2%
Stratified median house price	\$396,525	\$403,563	\$406,650
% change vs prior year	+2%	+2%	+1%
Number of new listings	881	863	763
% change vs prior year	+16%	+18%	+15%
Asking price of new listings	\$429,836	\$429,131	\$442,590
% change vs prior year	+2%	+1%	+3%



Source data : Realestate.co.nz website data / Real Estate Institute of New Zealand