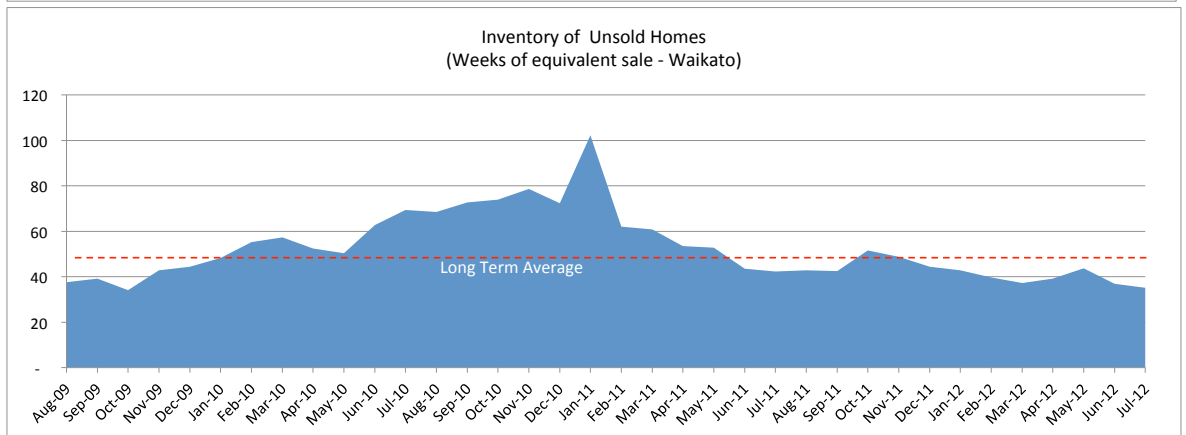
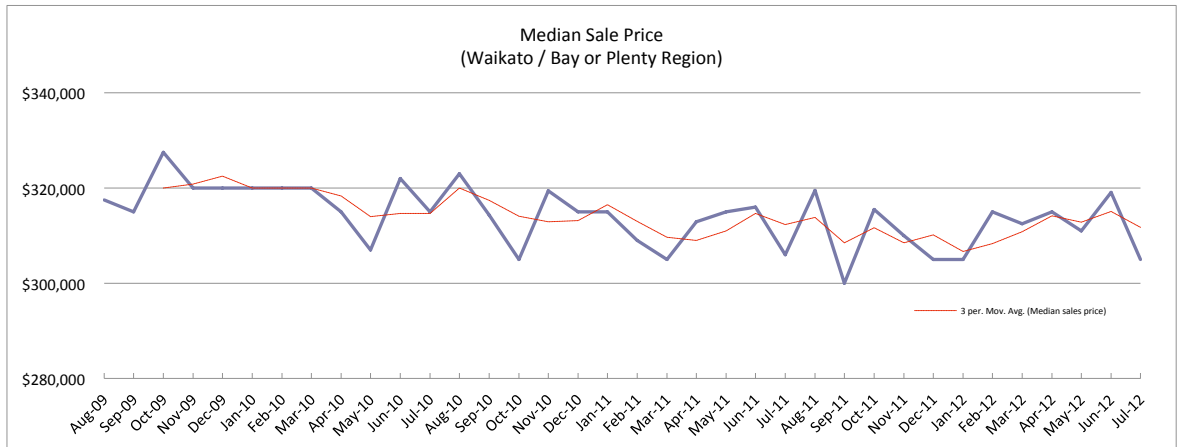
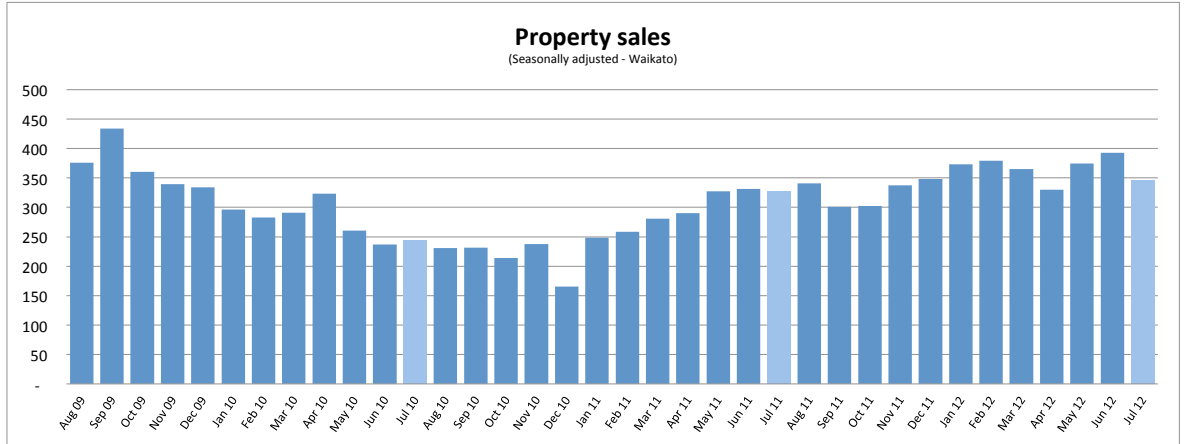


	May 12	Jun 12	Jul 12
Property sales	421	396	352
% change vs prior year	+15%	+19%	+4%
Inventory of property for sale (# of weeks)	43.6	36.9	35.1
% change vs prior year	-17%	-15%	-17%
Median sales price (Waikato / BOP)	\$311,000	\$319,100	\$305,000
% change vs prior year	-1%	+1%	-0%
Number of new listings	836	709	670
% change vs prior year	+43%	+20%	+22%
Asking price of new listings	\$355,131	\$352,462	\$349,303
% change vs prior year	-2%	+0%	+3%



Source data : Realestate.co.nz website data / Real Estate Institute of New Zealand