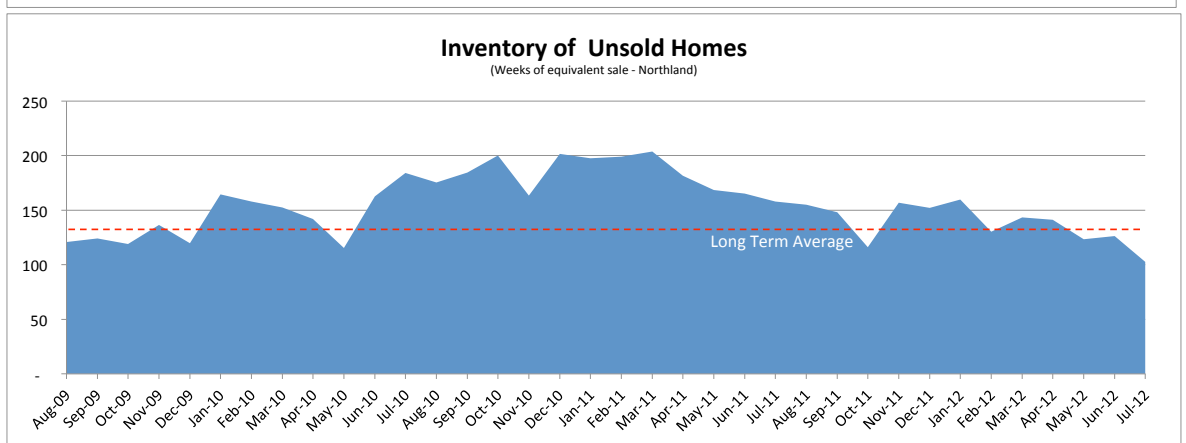
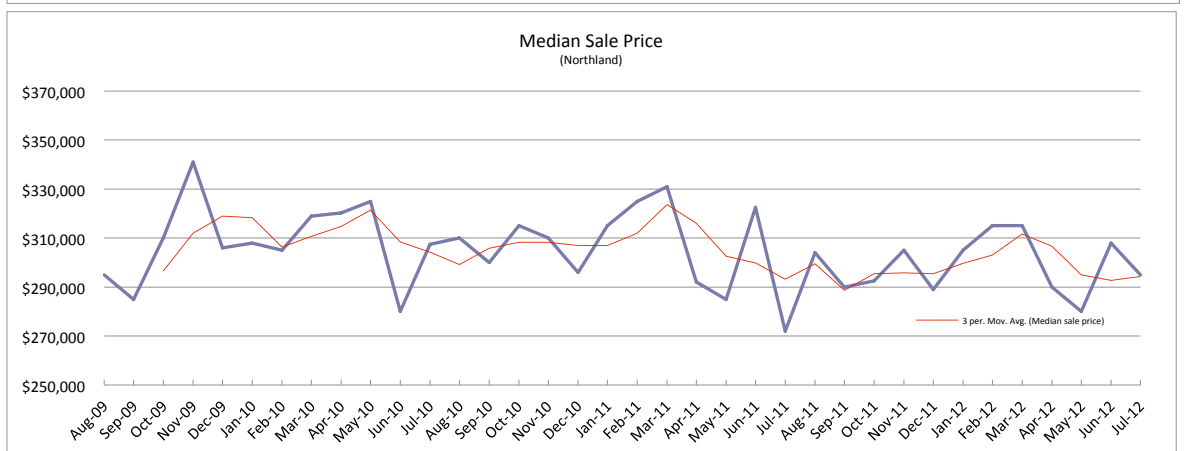
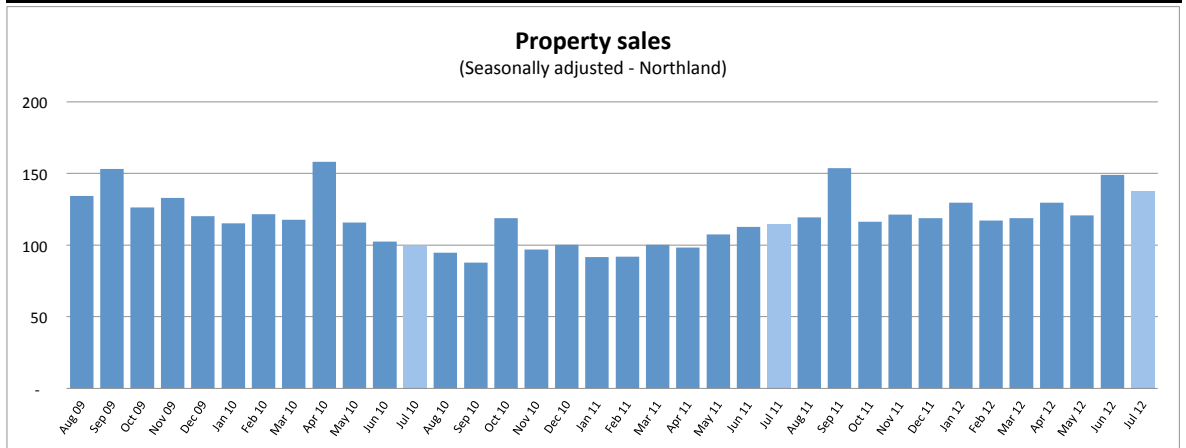




	May 12	Jun 12	Jul 12
<b>Property sales</b>	150	153	<b>139</b>
% change vs prior year	+13%	+39%	<b>+19%</b>
<b>Inventory of property for sale (# of weeks)</b>	123.5	126.4	<b>102.8</b>
% change vs prior year	-27%	-24%	<b>-35%</b>
<b>Median sales price</b>	\$280,000	\$308,000	<b>\$295,000</b>
% change vs prior year	-2%	-4%	<b>+8%</b>
<b>Number of new listings</b>	578	427	<b>547</b>
% change vs prior year	+56%	+21%	<b>+63%</b>
<b>Asking price of new listings</b>	\$450,142	\$403,906	<b>\$358,710</b>
% change vs prior year	+15%	+4%	<b>-6%</b>



Source data : Realestate.co.nz website data / Real Estate Institute of New Zealand