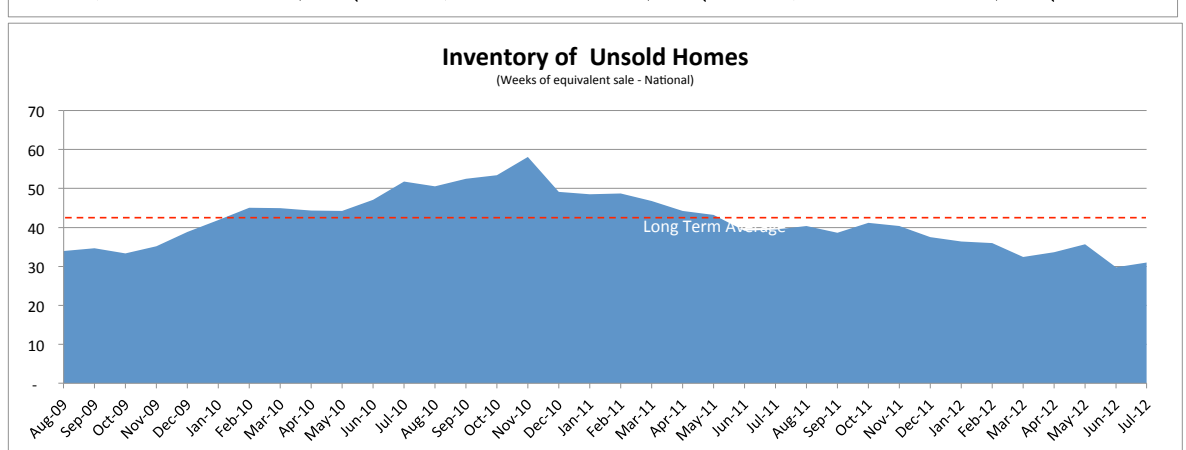
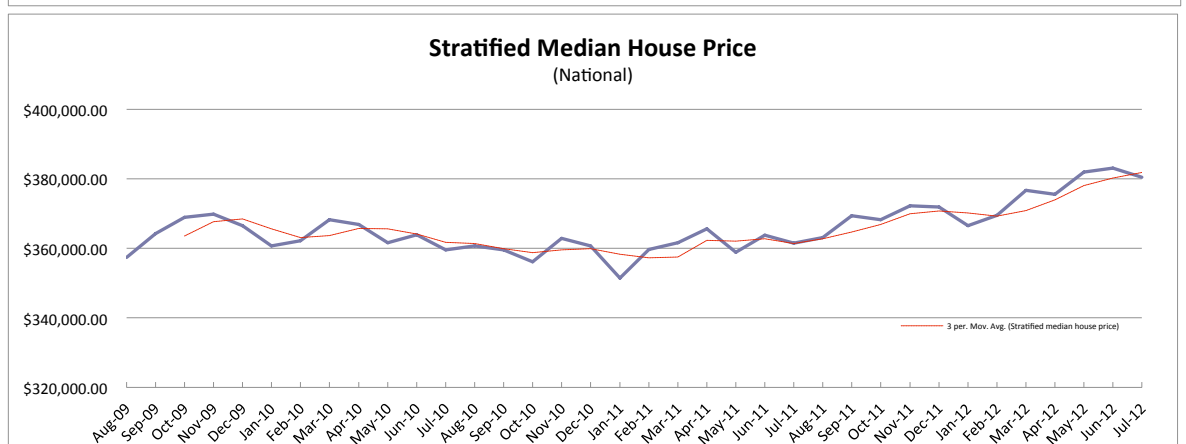
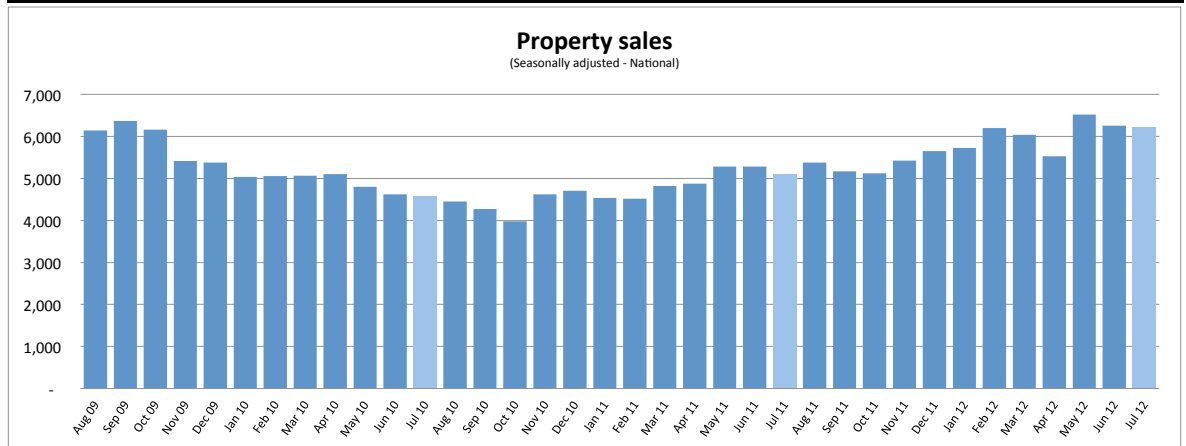




	May 12	Jun 12	Jul 12
Property sales	7,175	6,135	5,907
% change vs prior year	+24%	+17%	+20%
Inventory of property for sale (# of weeks)	35.7	29.8	31.0
% change vs prior year	-17%	-24%	-21%
Stratified mean house price	\$381,950	\$383,095	\$380,425
% change vs prior year	+6%	+5%	+5%
Number of new listings	11,544	10,794	10,685
% change vs prior year	+17%	+18%	+19%
Asking price of new listings	\$435,887	\$425,783	\$429,181
% change vs prior year	+5%	+2%	+4%



Source data : Realestate.co.nz website data / Real Estate Institute of New Zealand