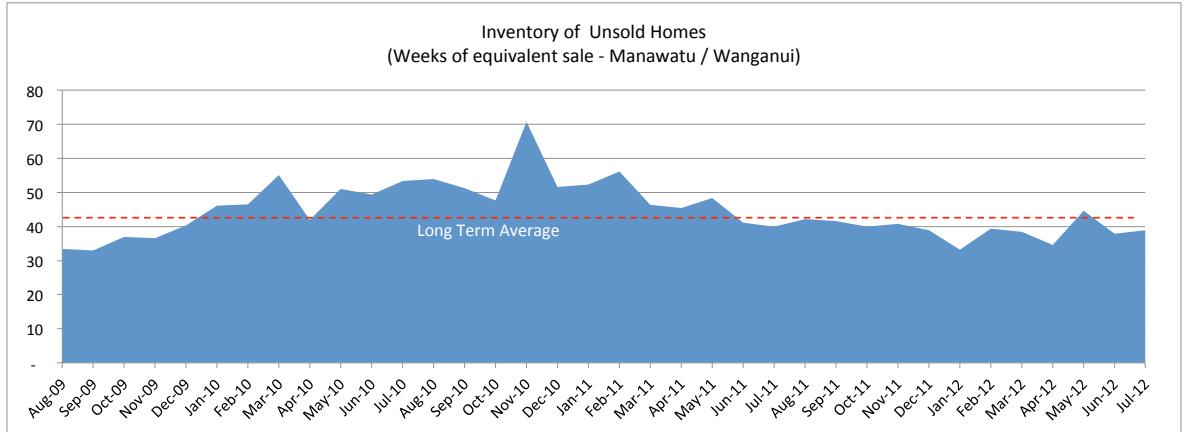
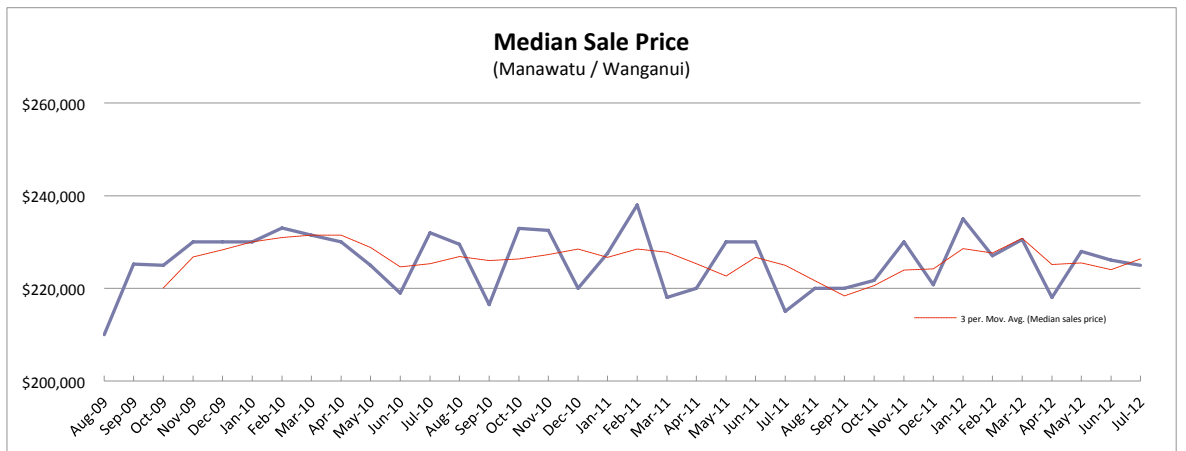
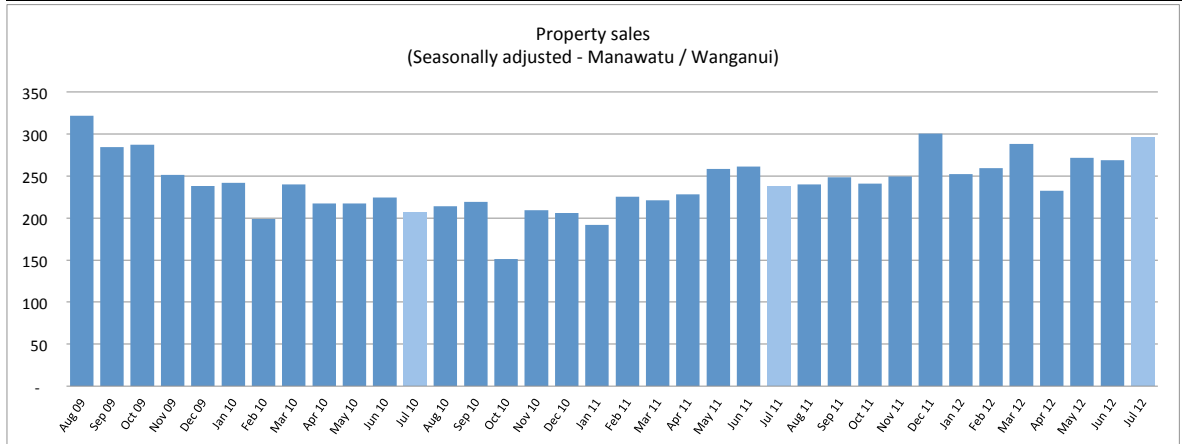




	May 12	Jun 12	Jul 12
<b>Property sales</b>	295	270	<b>293</b>
% change vs prior year	+6%	+4%	<b>+24%</b>
<b>Inventory of property for sale (# of weeks)</b>	44.6	37.9	<b>38.9</b>
% change vs prior year	-8%	-8%	<b>-3%</b>
<b>Median sales price</b>	\$228,000	\$226,050	<b>\$225,000</b>
% change vs prior year	-1%	-2%	<b>+5%</b>
<b>Number of new listings</b>	491	578	<b>580</b>
% change vs prior year	+27%	+54%	<b>+53%</b>
<b>Asking price of new listings</b>	\$266,943	\$274,731	<b>\$260,085</b>
% change vs prior year	+4%	+5%	<b>-4%</b>



Source data : Realestate.co.nz website data / Real Estate Institute of New Zealand