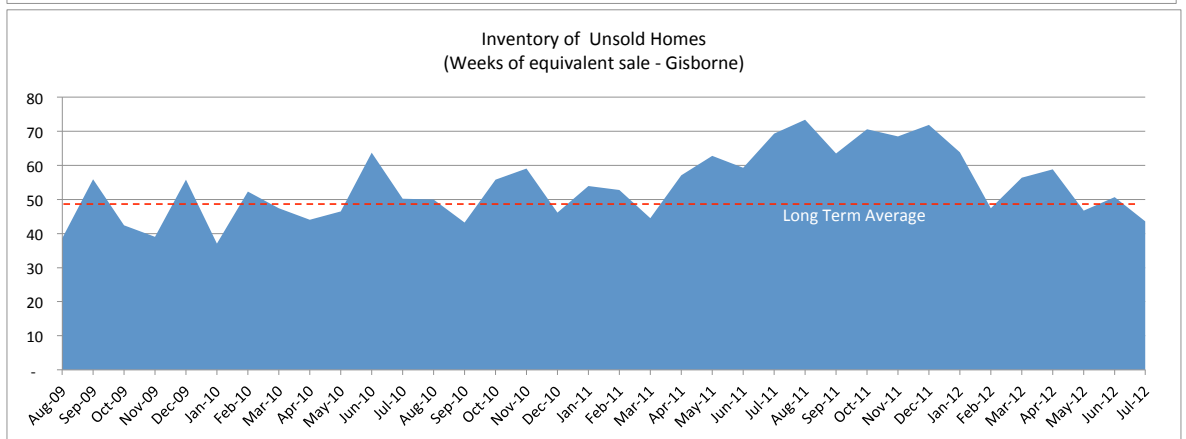
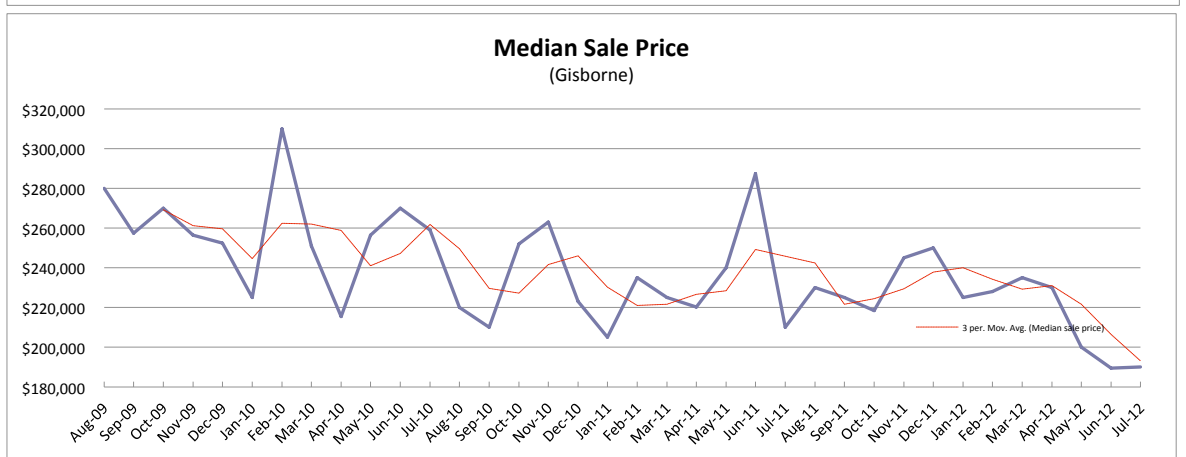
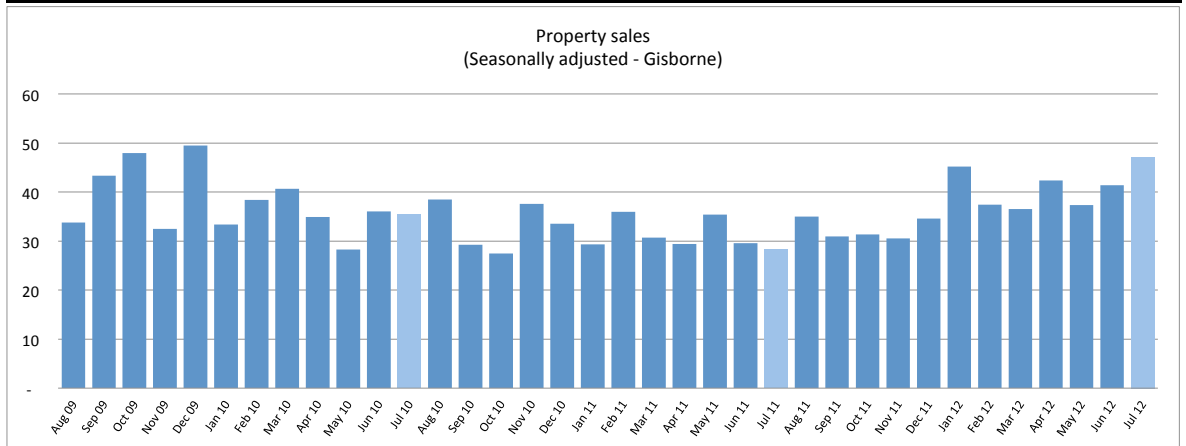




	May 12	Jun 12	Jul 12
Property sales	44	42	42
% change vs prior year	+5%	+40%	+68%
Inventory of property for sale (# of weeks)	46.7	50.6	43.5
% change vs prior year	-26%	-15%	-37%
Median sales price	\$200,000	\$189,500	\$190,000
% change vs prior year	-17%	-34%	-10%
Number of new listings	105	69	77
% change vs prior year	+25%	-3%	+6%
Asking price of new listings	\$235,921	\$296,275	\$271,783
% change vs prior year	-25%	-3%	-10%



Source data : Realestate.co.nz website data / Real Estate Institute of New Zealand