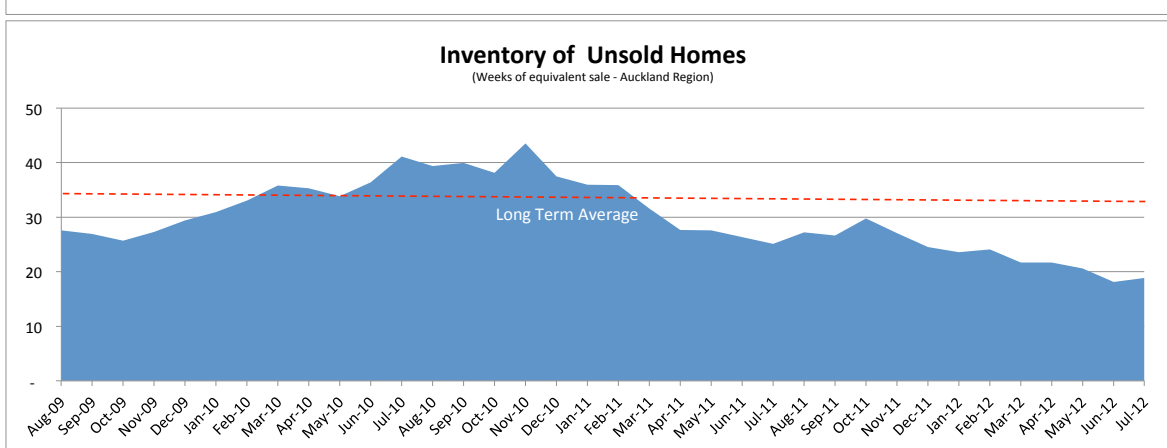
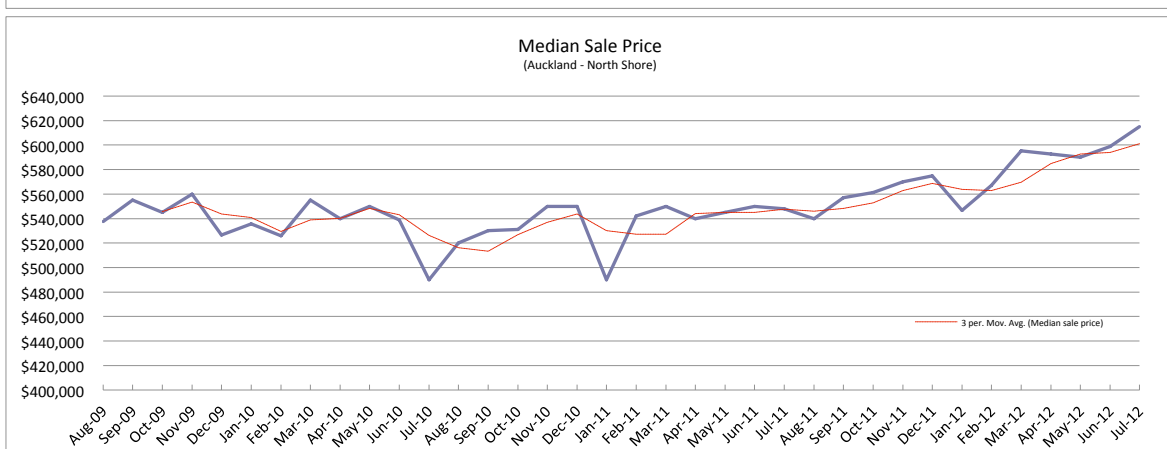
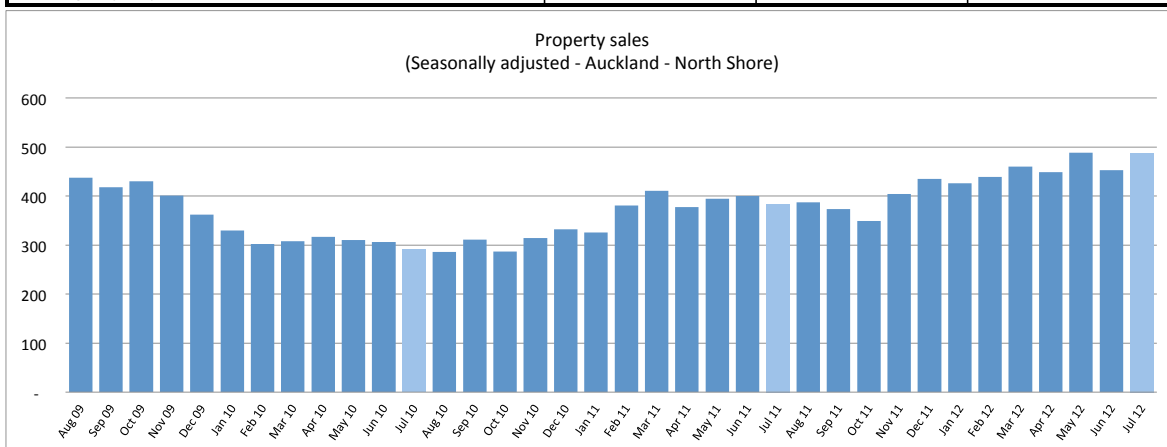




* Total Auckland Region	May 12	Jun 12	Jul 12
Property sales	567	460	460
% change vs prior year	+25%	+12%	+26%
*Inventory of property for sale (# of weeks)	20.6	18.1	18.9
% change vs prior year	-25%	-31%	-25%
Median sale price	\$590,000	\$598,750	\$615,000
% change vs prior year	+8%	+9%	+12%
*Number of new listings	3,833	3,755	3,667
% change vs prior year	+12%	+21%	+21%
*Asking price of new listings	\$578,533	\$558,366	\$574,932
% change vs prior year	+8%	+2%	+6%



Source data : Realestate.co.nz website data / Real Estate Institute of New Zealand