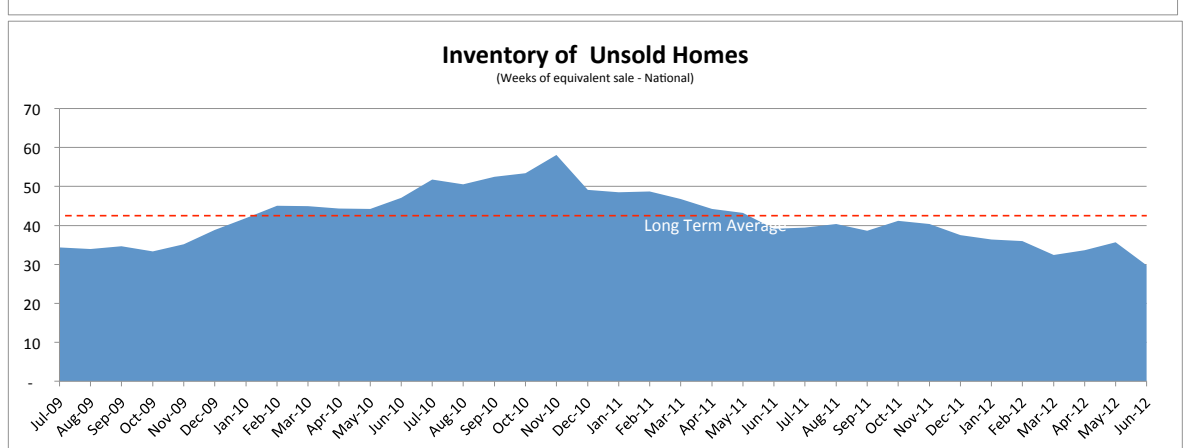
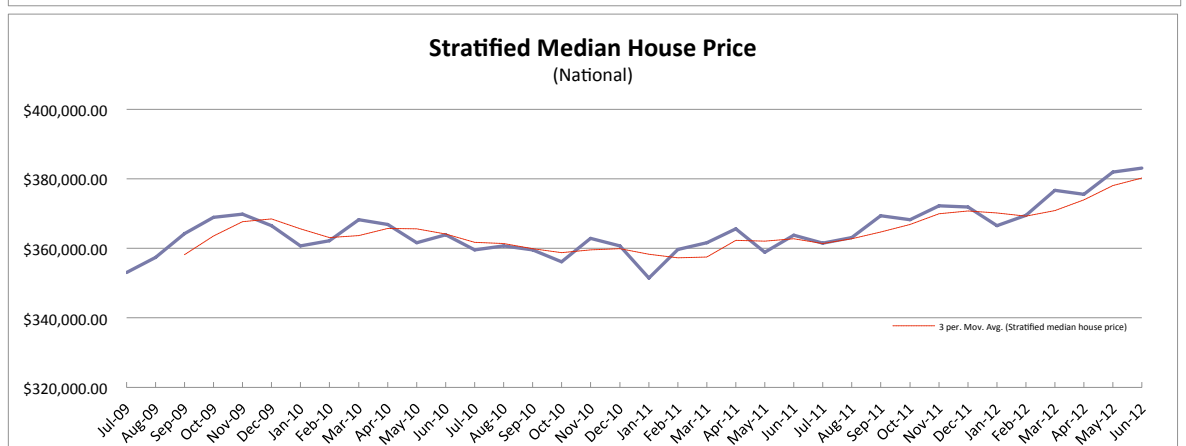
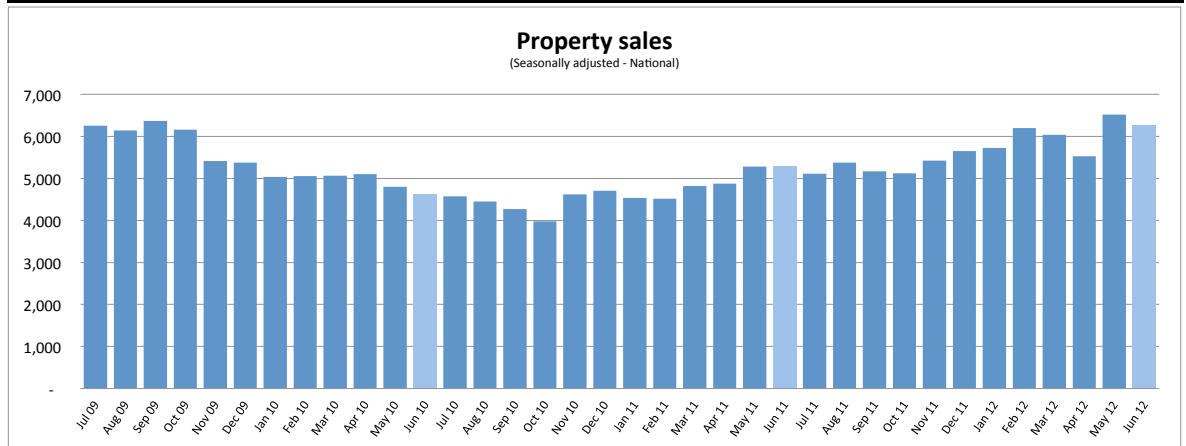




	Apr 12	May 12	Jun 12
Property sales	5,676	7,175	6,135
% change vs prior year	+14%	+24%	+17%
Inventory of property for sale (# of weeks)	33.7	35.7	29.8
% change vs prior year	-24%	-17%	-24%
Stratified mean house price	\$375,575	\$381,950	\$383,095
% change vs prior year	+3%	+6%	+5%
Number of new listings	10,174	11,544	10,794
% change vs prior year	-0%	+17%	+18%
Asking price of new listings	\$423,832	\$435,887	\$425,783
% change vs prior year	+0%	+5%	+2%



Source data : Realestate.co.nz website data / Real Estate Institute of New Zealand