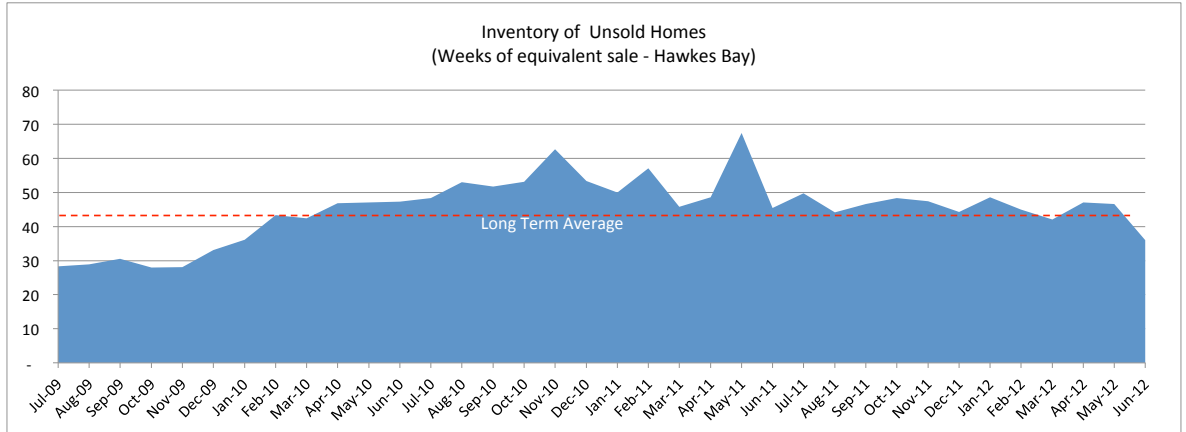
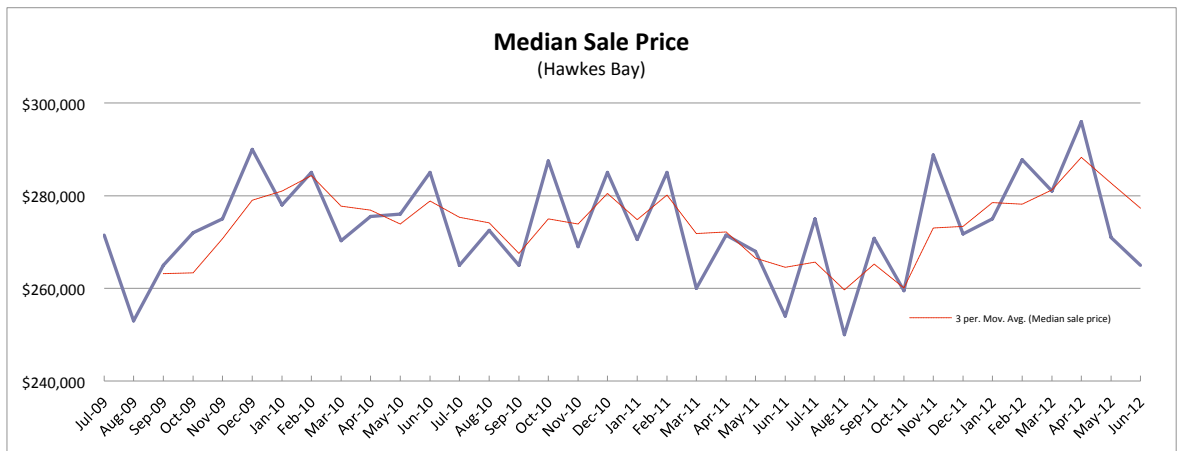
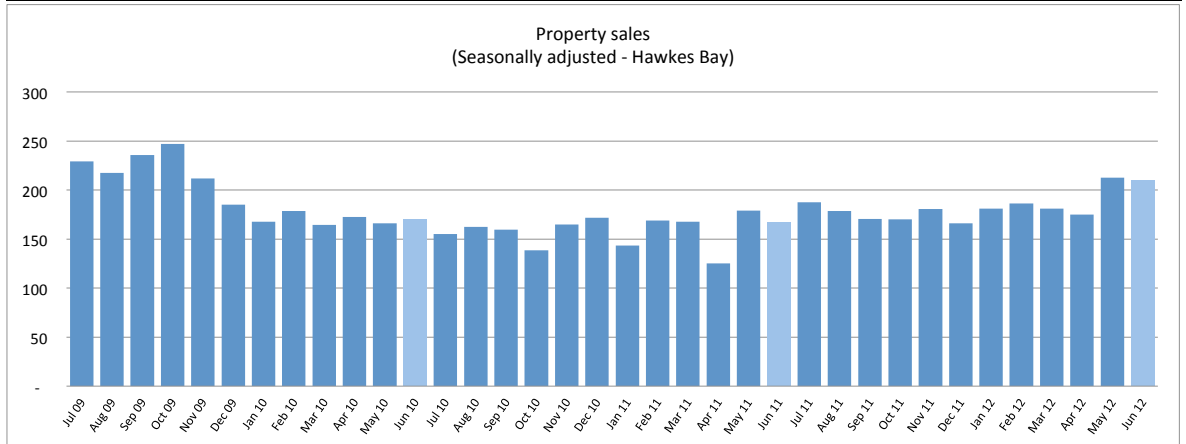




	Apr 12	May 12	Jun 12
<b>Property sales</b>	164	236	<b>201</b>
% change vs prior year	+39%	+21%	<b>+26%</b>
<b>Inventory of property for sale (# of weeks)</b>	47.0	46.6	<b>36.0</b>
% change vs prior year	-3%	-31%	<b>-21%</b>
<b>Median sales price</b>	\$296,000	\$271,000	<b>\$265,000</b>
% change vs prior year	+9%	+1%	<b>+4%</b>
<b>Number of new listings</b>	442	382	<b>385</b>
% change vs prior year	+25%	+0%	<b>+15%</b>
<b>Asking price of new listings</b>	\$370,813	\$338,360	<b>\$348,040</b>
% change vs prior year	+10%	+5%	<b>+11%</b>



Source data : Realestate.co.nz website data / Real Estate Institute of New Zealand