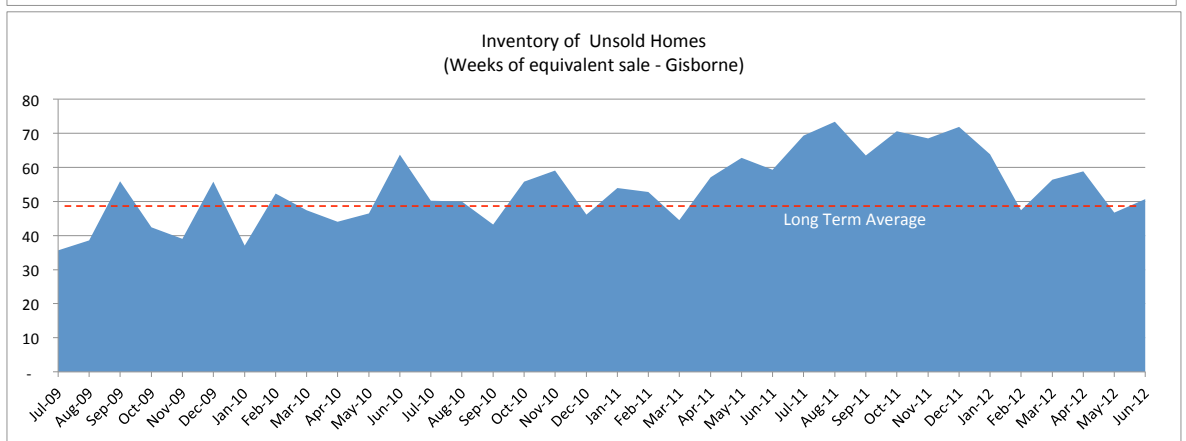
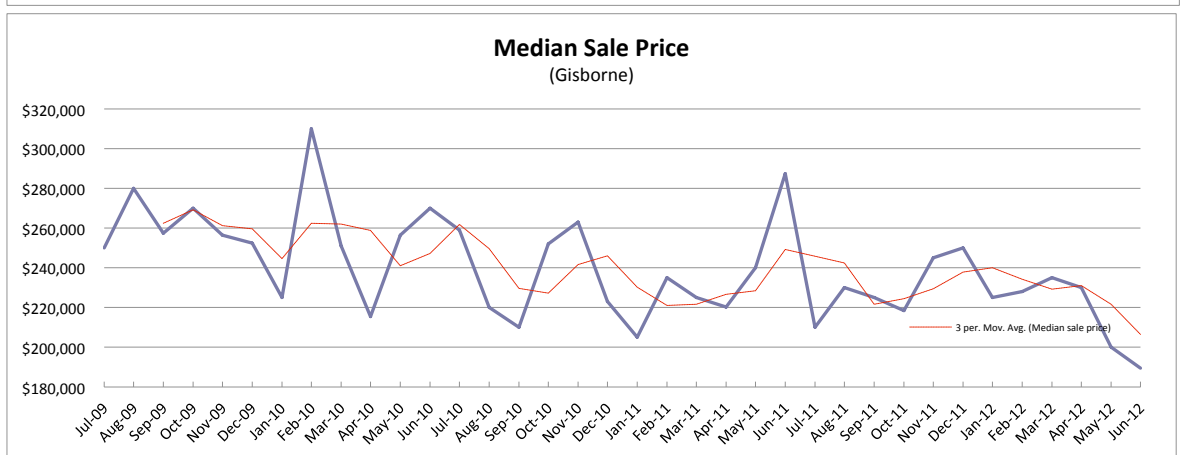
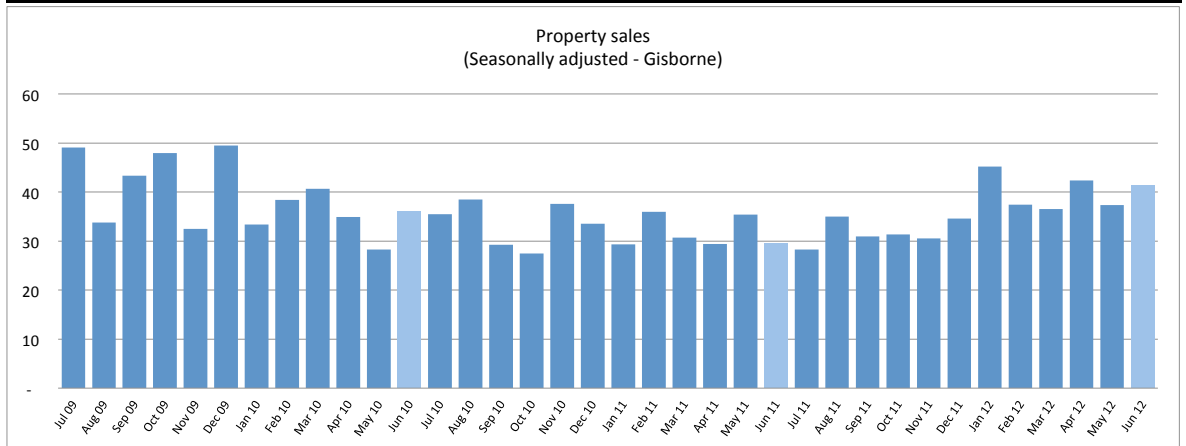




	Apr 12	May 12	Jun 12
Property sales	43	44	42
% change vs prior year	+43%	+5%	+40%
Inventory of property for sale (# of weeks)	58.9	46.7	50.6
% change vs prior year	+3%	-26%	-15%
Median sales price	\$230,000	\$200,000	\$189,500
% change vs prior year	+4%	-17%	-34%
Number of new listings	70	105	69
% change vs prior year	-63%	+25%	-3%
Asking price of new listings	\$278,585	\$235,921	\$296,275
% change vs prior year	-14%	-25%	-3%



Source data : Realestate.co.nz website data / Real Estate Institute of New Zealand