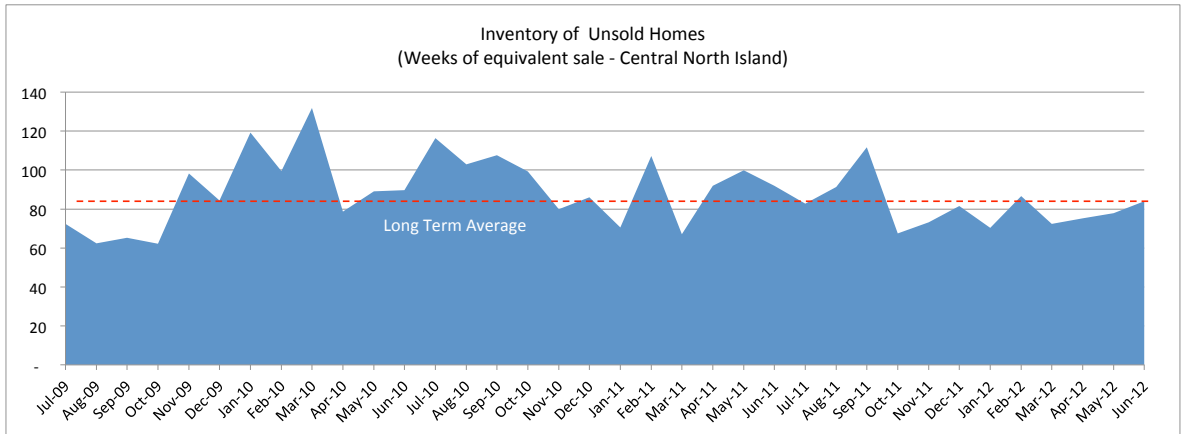
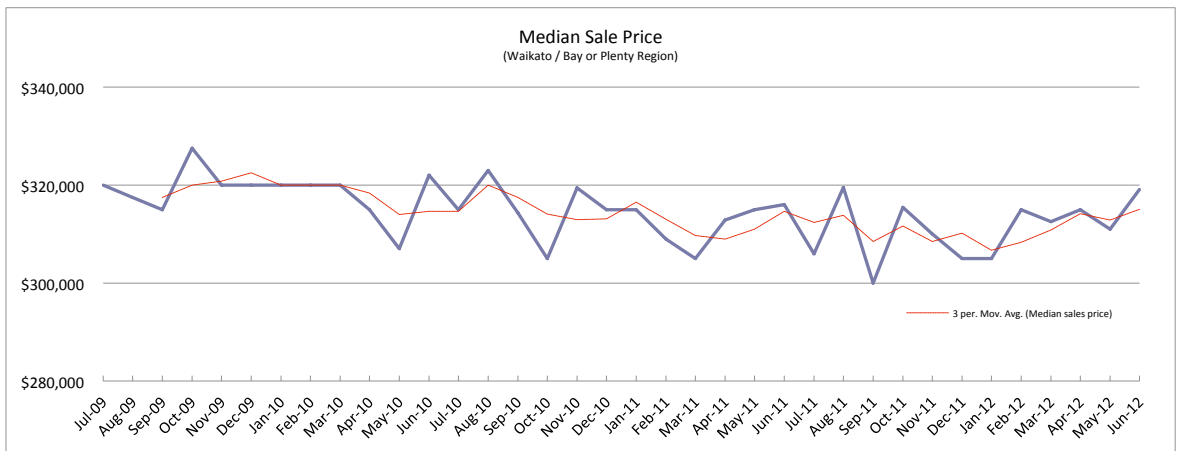
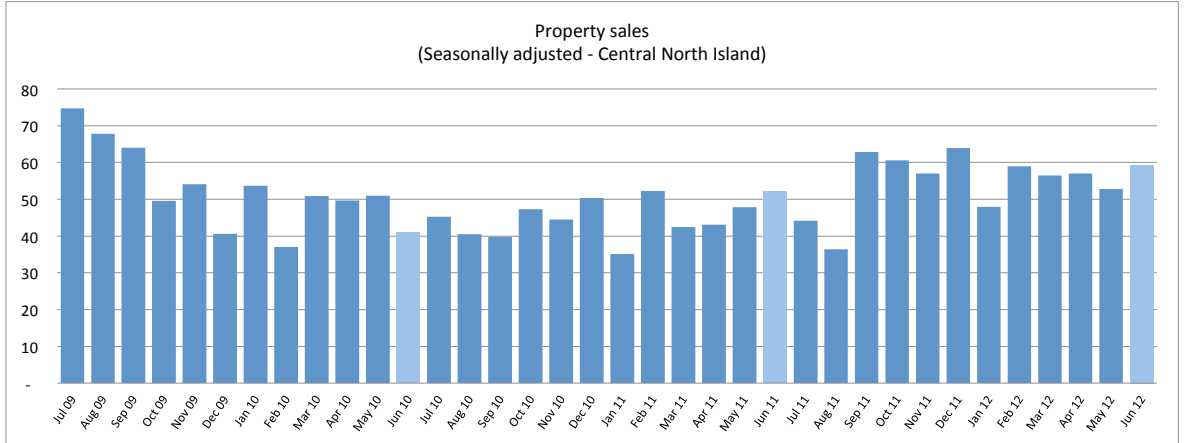




	Apr 12	May 12	Jun 12
<b>Property sales</b>	62	51	<b>54</b>
% change vs prior year	+35%	+9%	<b>+15%</b>
<b>Inventory of property for sale (# of weeks)</b>	75.3	77.9	<b>84.1</b>
% change vs prior year	-18%	-22%	<b>-9%</b>
<b>Median sales price (Waikato / BOP)</b>	\$315,000	\$311,000	<b>\$319,100</b>
% change vs prior year	+1%	-1%	<b>+1%</b>
<b>Number of new listings</b>	132	112	<b>140</b>
% change vs prior year	-21%	-29%	<b>+12%</b>
<b>Asking price of new listings</b>	\$365,417	\$360,961	<b>\$346,755</b>
% change vs prior year	+11%	+2%	<b>+4%</b>



Source data : Realestate.co.nz website data / Real Estate Institute of New Zealand