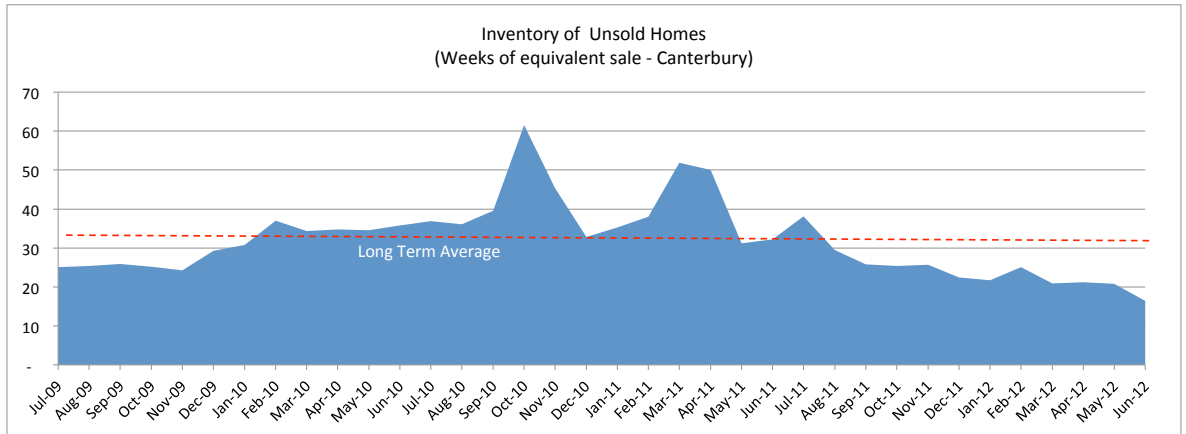
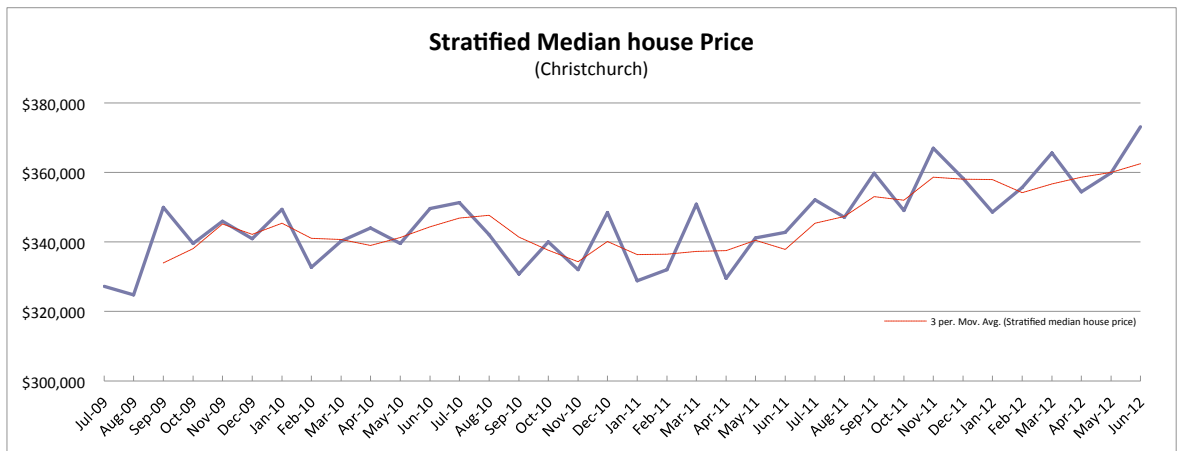
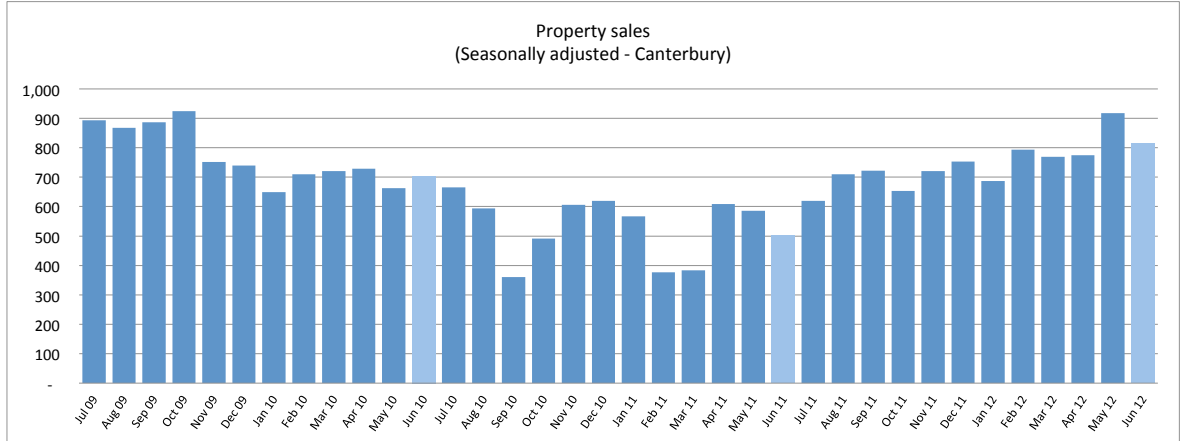




	Apr 12	May 12	Jun 12
Property sales	759	972	751
% change vs prior year	+28%	+58%	+57%
Inventory of property for sale (# of weeks)	21.2	20.8	16.4
% change vs prior year	-58%	-33%	-49%
Stratified median house price - Christchurch	\$354,438	\$359,900	\$373,109
% change vs prior year	+8%	+5%	+9%
Number of new listings	1,172	1,297	1,205
% change vs prior year	+4%	+9%	+20%
Asking price of new listings	\$381,518	\$383,504	\$389,761
% change vs prior year	+7%	+5%	+9%



Source data : Realestate.co.nz website data / Real Estate Institute of New Zealand