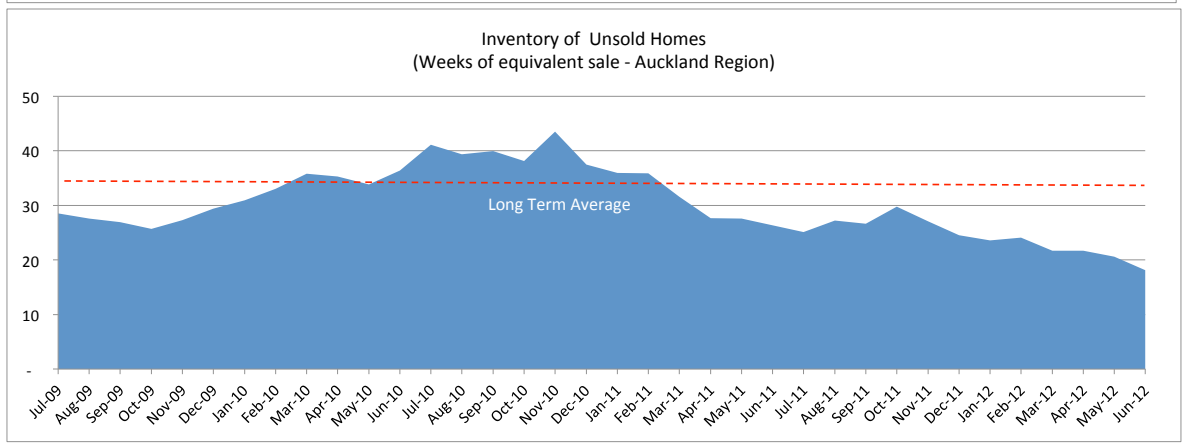
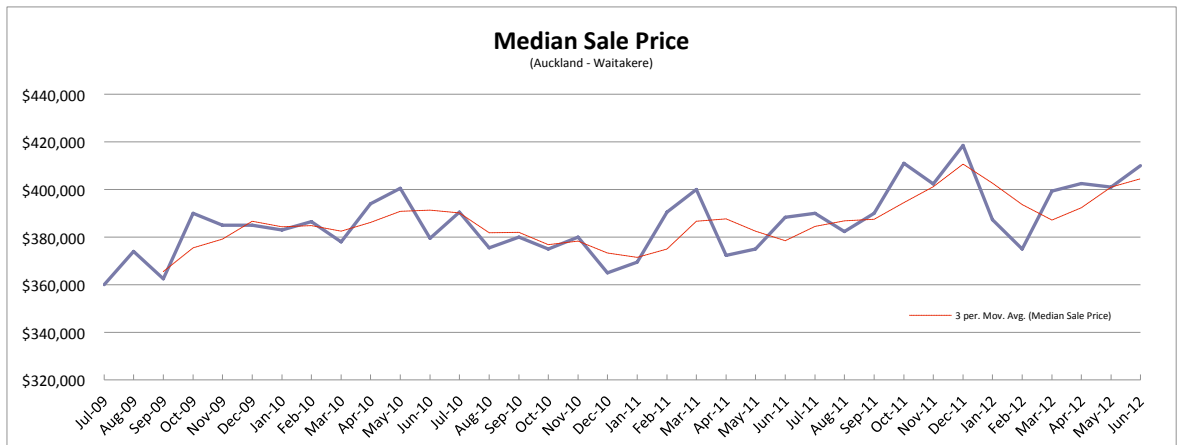
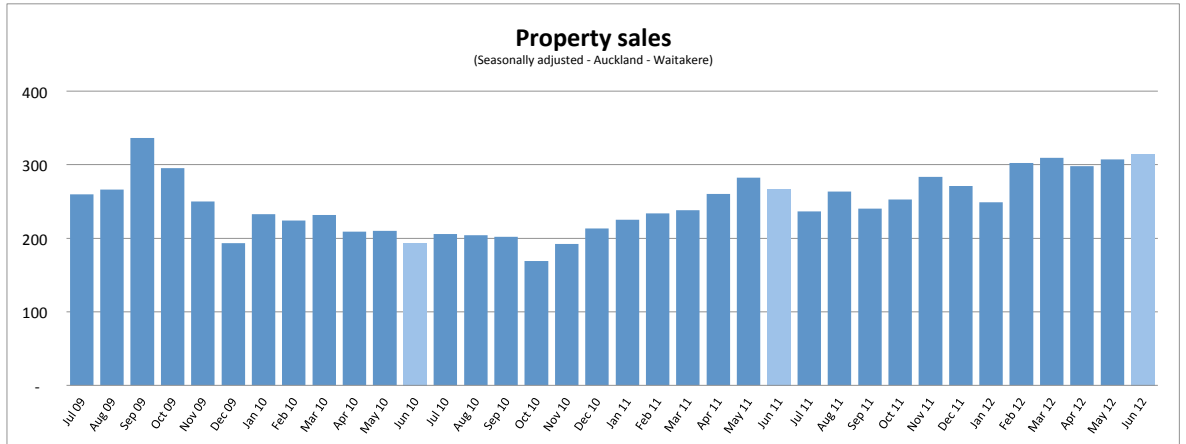




* Total Auckland Region	Apr 12	May 12	Jun 12
<b>Property sales</b>	296	348	<b>331</b>
% change vs prior year	+15%	+9%	<b>+17%</b>
<b>*Inventory of property for sale (# of weeks)</b>	21.7	20.6	<b>18.1</b>
% change vs prior year	-21%	-25%	<b>-31%</b>
<b>Median sale price</b>	\$402,500	\$401,000	<b>\$410,000</b>
% change vs prior year	+8%	+7%	<b>+6%</b>
<b>*Number of new listings</b>	3,159	3,833	<b>3,755</b>
% change vs prior year	-5%	+12%	<b>+21%</b>
<b>*Asking price of new listings</b>	\$568,820	\$578,533	<b>\$558,366</b>
% change vs prior year	+3%	+8%	<b>+2%</b>



Source data : Realestate.co.nz website data / Real Estate Institute of New Zealand