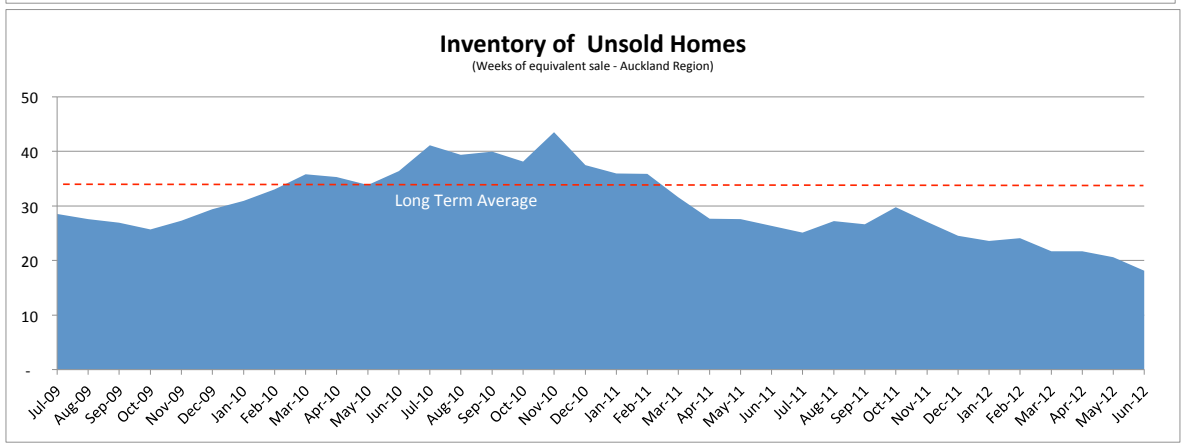
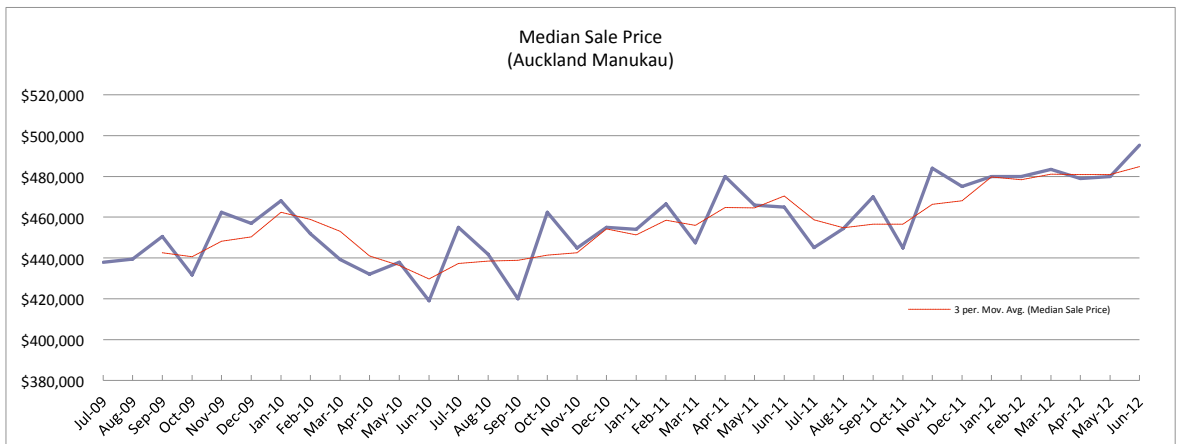
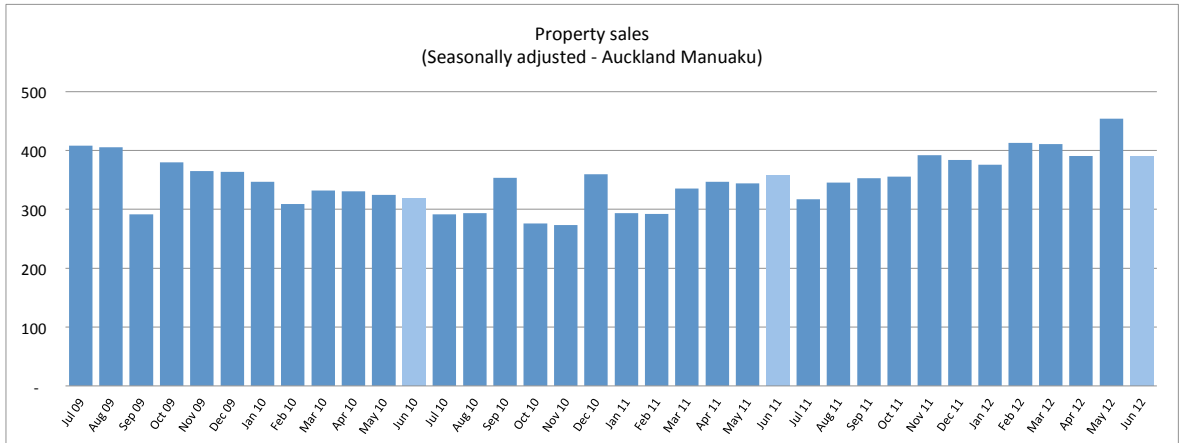




* Total Auckland Region	Apr 12	May 12	Jun 12
Property sales	378	519	419
% change vs prior year	+13%	+33%	+7%
*Inventory of property for sale (# of weeks)	21.7	20.6	18.1
% change vs prior year	-21%	-25%	-31%
Median sale price	\$479,000	\$480,000	\$495,200
% change vs prior year	-0%	+3%	+6%
*Number of new listings	3,159	3,833	3,755
% change vs prior year	-5%	+12%	+21%
*Asking price of new listings	\$568,820	\$578,533	\$558,366
% change vs prior year	+3%	+8%	+2%



Source data : Realestate.co.nz website data / Real Estate Institute of New Zealand