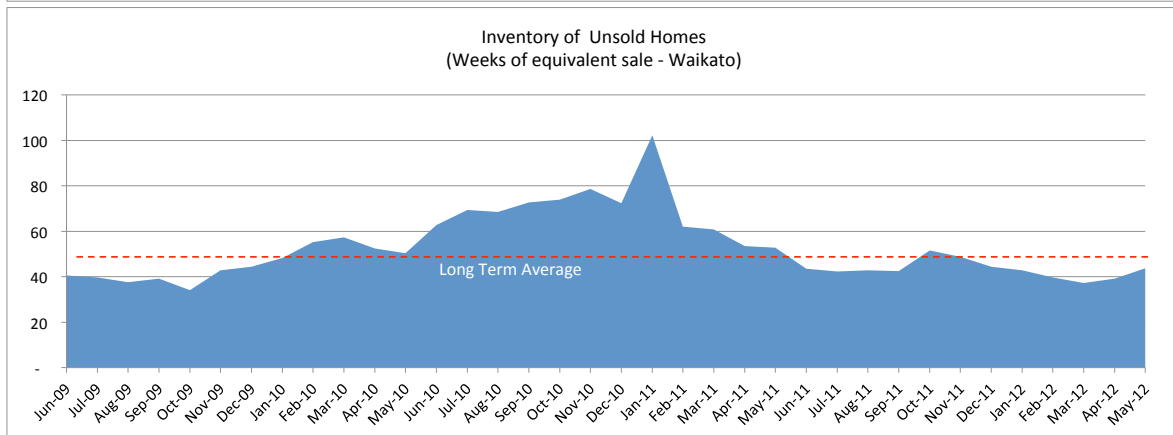
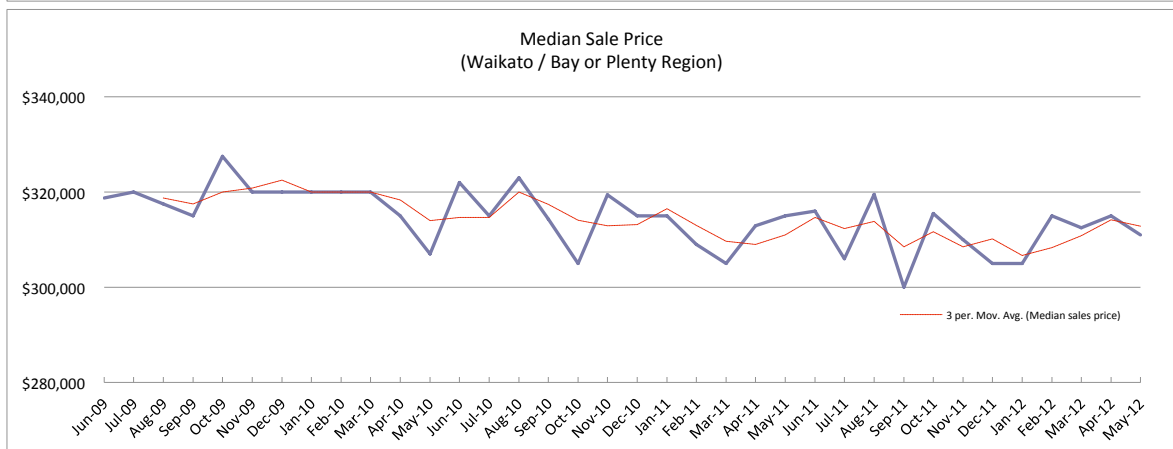
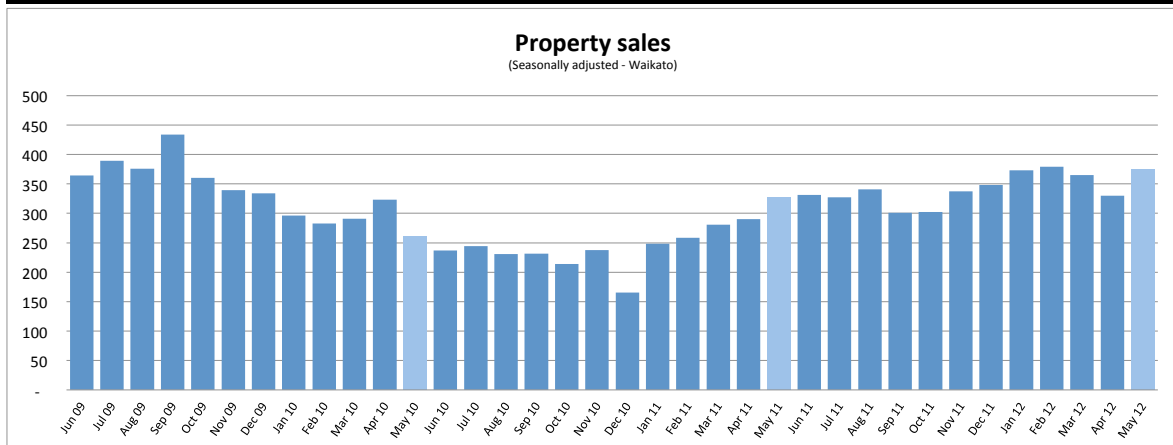




Waikato Region

	Mar 12	Apr 12	May 12
Property sales	441	332	421
% change vs prior year	+30%	+14%	+15%
Inventory of property for sale (# of weeks)	37.2	39.1	43.6
% change vs prior year	-39%	-27%	-17%
Median sales price (Waikato / BOP)	\$312,500	\$315,000	\$311,000
% change vs prior year	+2%	+1%	-1%
Number of new listings	820	592	836
% change vs prior year	-18%	-2%	+43%
Asking price of new listings	\$380,315	\$358,509	\$355,131
% change vs prior year	+7%	+3%	-2%



Source data : Realestate.co.nz website data / Real Estate Institute of New Zealand