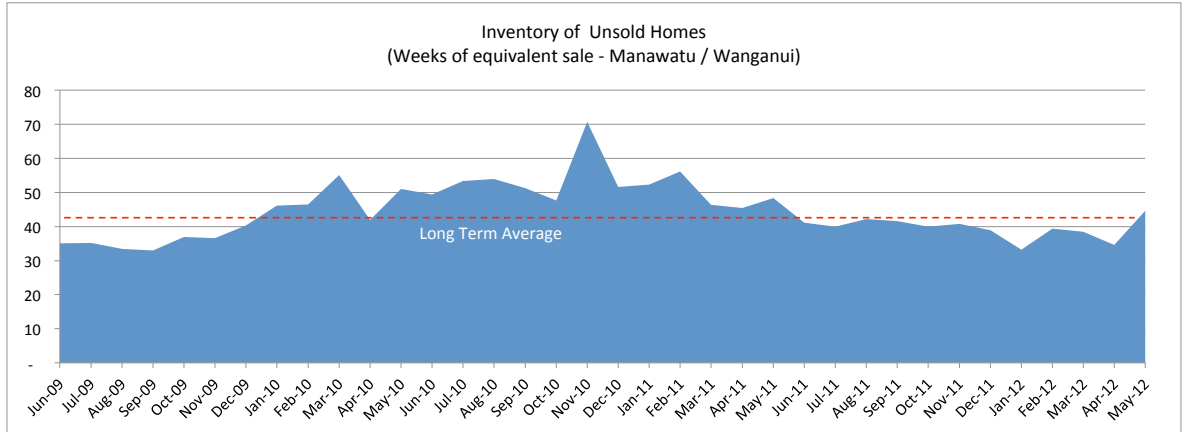
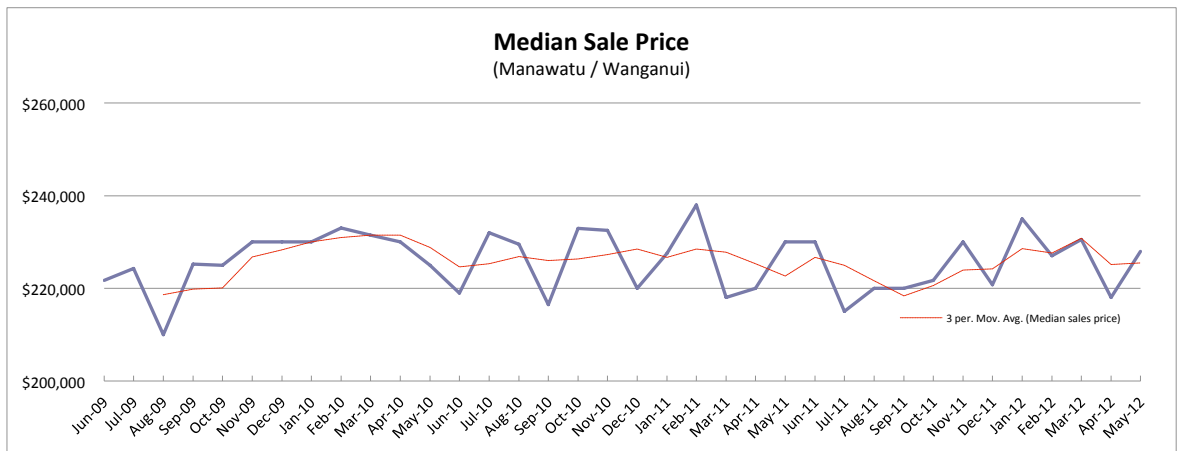
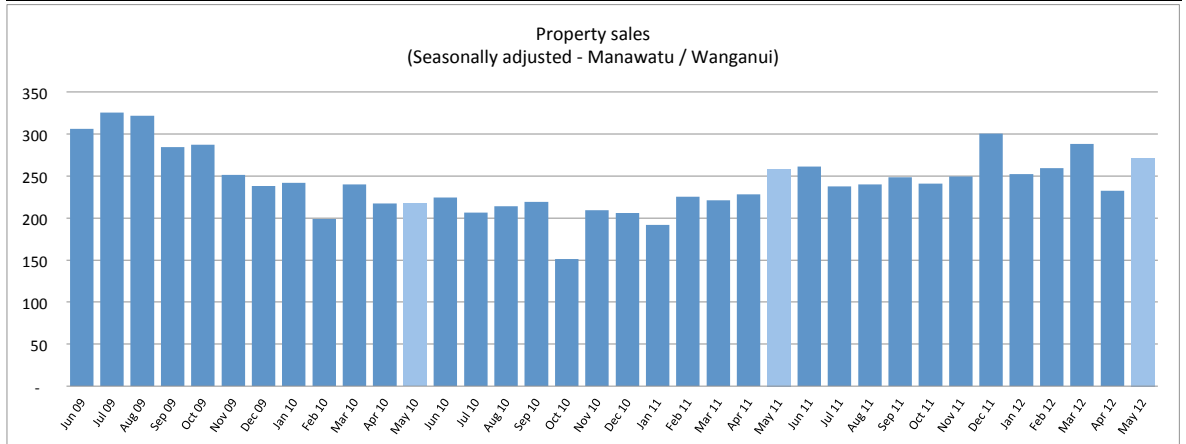




	Mar 12	Apr 12	May 12
Property sales	329	222	295
% change vs prior year	+32%	+1%	+6%
Inventory of property for sale (# of weeks)	38.4	34.6	44.6
% change vs prior year	-17%	-24%	-8%
Median sales price	\$230,500	\$218,000	\$228,000
% change vs prior year	+6%	-1%	-1%
Number of new listings	579	439	491
% change vs prior year	+15%	-5%	+27%
Asking price of new listings	\$282,665	\$282,829	\$266,943
% change vs prior year	+9%	+1%	+4%



Source data : Realestate.co.nz website data / Real Estate Institute of New Zealand