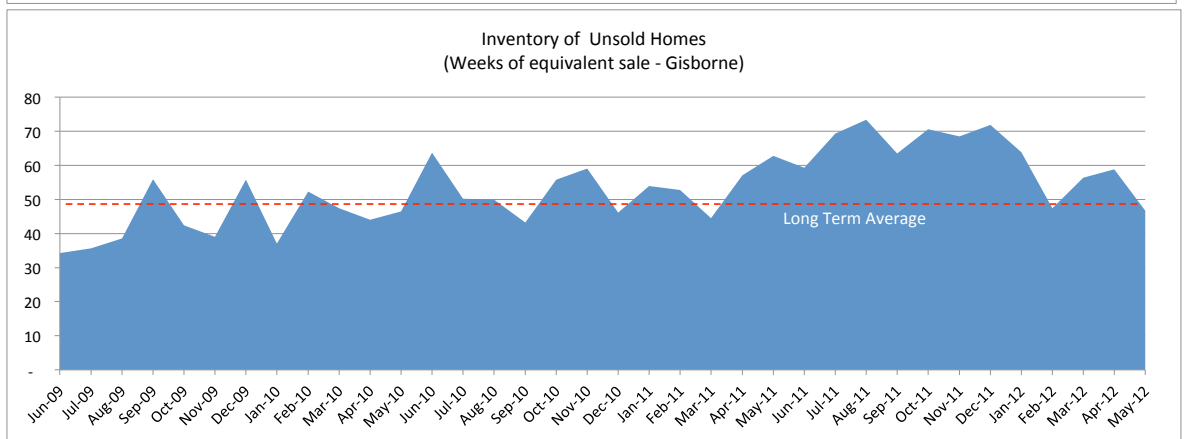
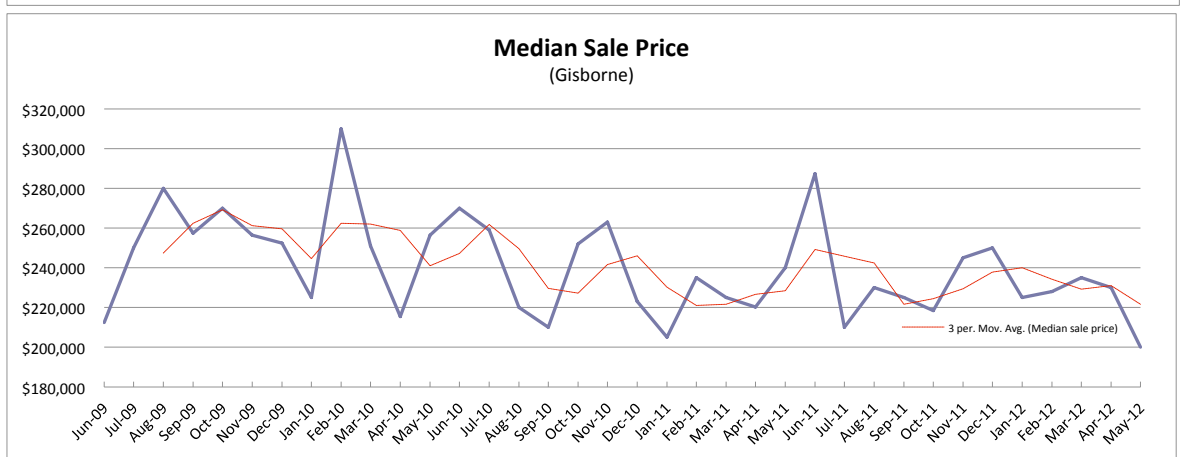
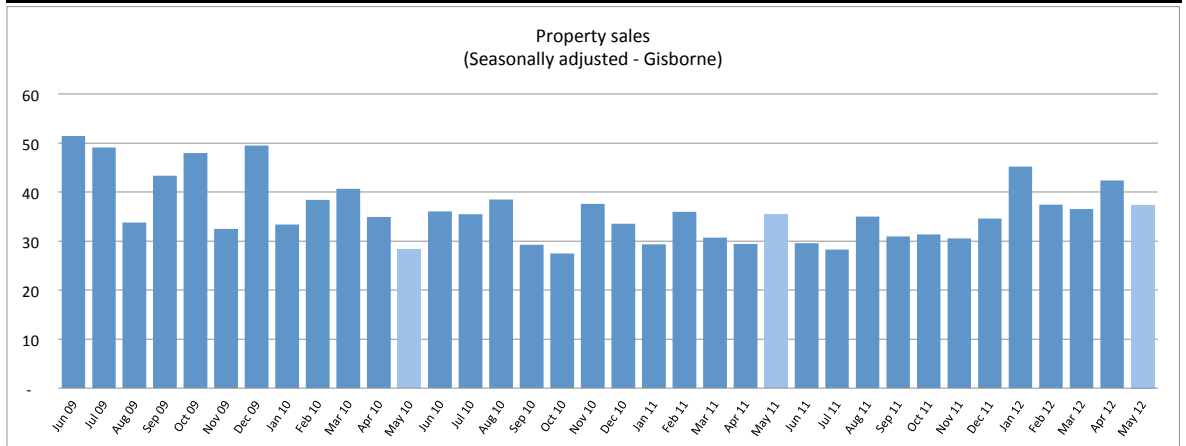




	Mar 12	Apr 12	May 12
Property sales	47	43	44
% change vs prior year	+21%	+43%	+5%
Inventory of property for sale (# of weeks)	56.4	58.9	46.7
% change vs prior year	+27%	+3%	-26%
Median sales price	\$235,000	\$230,000	\$200,000
% change vs prior year	+4%	+4%	-17%
Number of new listings	101	70	105
% change vs prior year	+28%	-63%	+25%
Asking price of new listings	\$279,160	\$278,585	\$235,921
% change vs prior year	-14%	-14%	-25%



Source data : Realestate.co.nz website data / Real Estate Institute of New Zealand