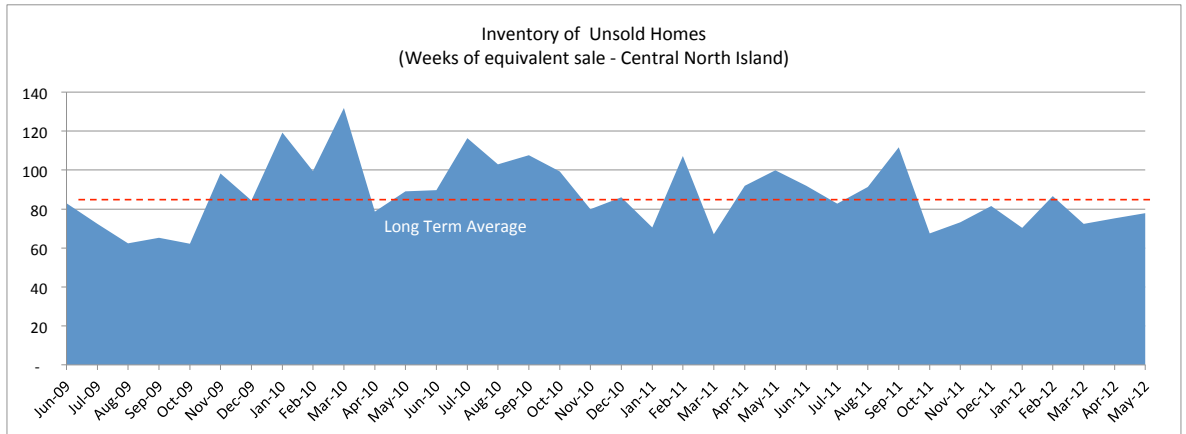
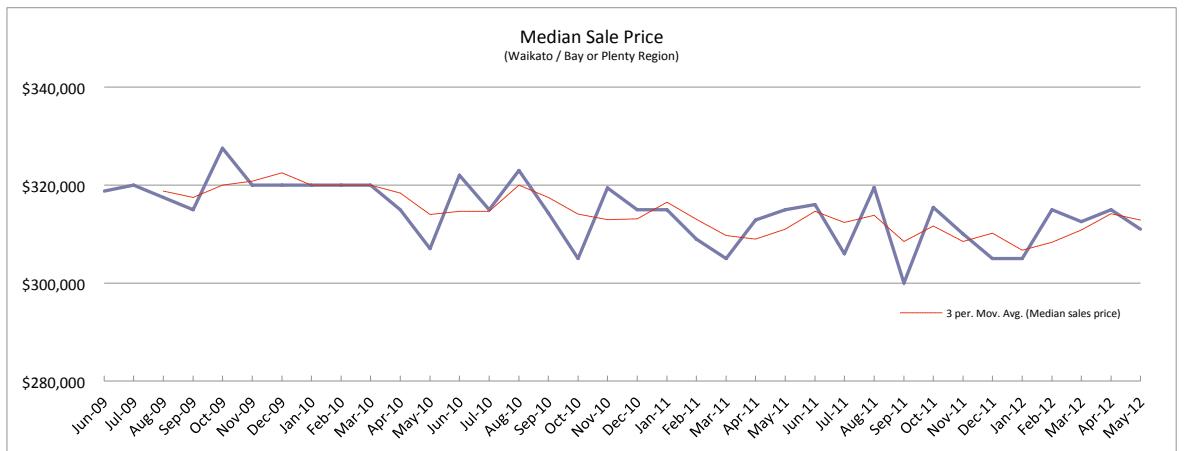
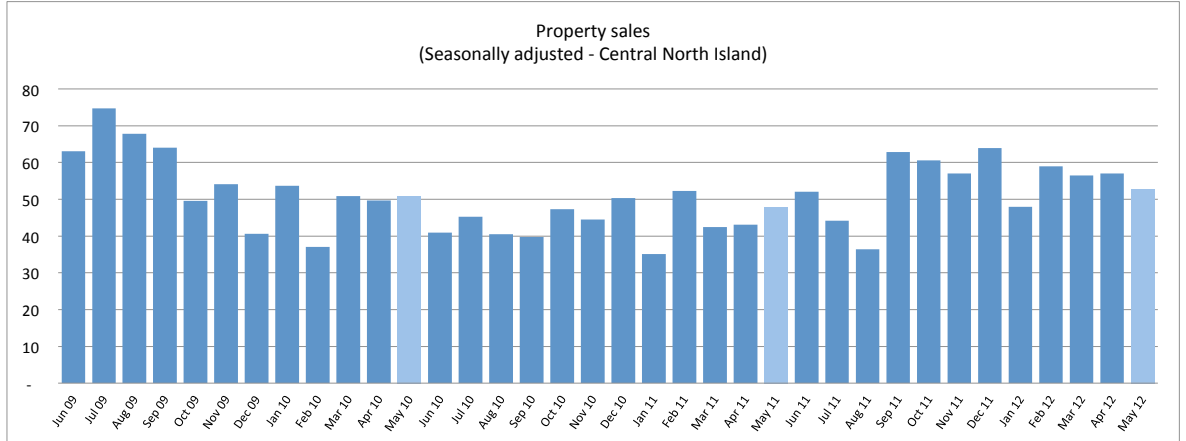




	Mar 12	Apr 12	May 12
<b>Property sales</b>	67	62	<b>51</b>
% change vs prior year	+34%	+35%	<b>+9%</b>
<b>Inventory of property for sale (# of weeks)</b>	72.4	75.3	<b>77.9</b>
% change vs prior year	+8%	<b>-18%</b>	<b>-22%</b>
<b>Median sales price (Waikato / BOP)</b>	\$312,500	\$315,000	<b>\$311,000</b>
% change vs prior year	+2%	+1%	<b>-1%</b>
<b>Number of new listings</b>	163	132	<b>112</b>
% change vs prior year	+12%	<b>-21%</b>	<b>-29%</b>
<b>Asking price of new listings</b>	\$350,813	\$365,417	<b>\$360,961</b>
% change vs prior year	<b>-4%</b>	+11%	<b>+2%</b>



Source data : Realestate.co.nz website data / Real Estate Institute of New Zealand