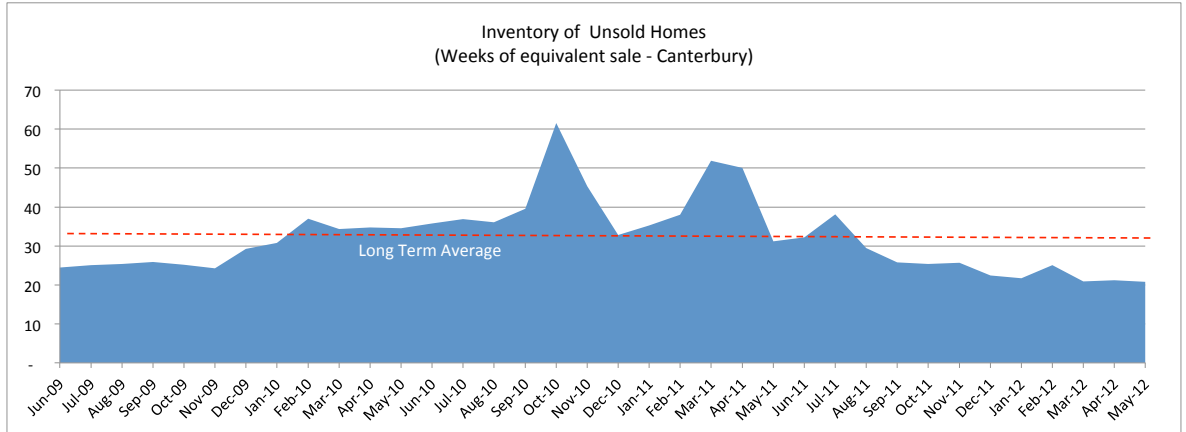
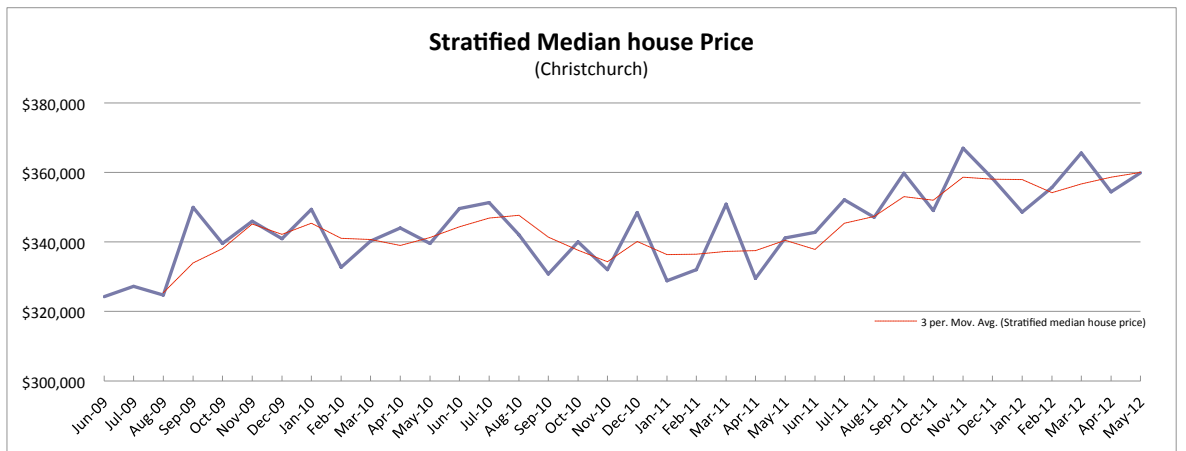
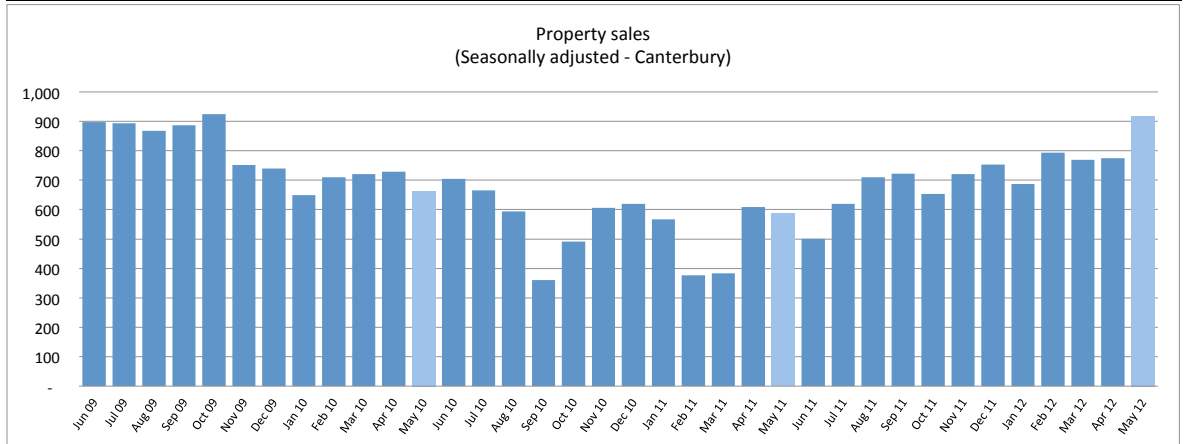




	Mar 12	Apr 12	May 12
<b>Property sales</b>	894	759	<b>972</b>
% change vs prior year	+100%	+28%	<b>+58%</b>
<b>Inventory of property for sale (# of weeks)</b>	20.9	21.2	<b>20.8</b>
% change vs prior year	-60%	-58%	<b>-33%</b>
<b>Stratified median house price - Christchurch</b>	\$365,625	\$354,438	<b>\$359,900</b>
% change vs prior year	+4%	+8%	<b>+5%</b>
<b>Number of new listings</b>	1,532	1,172	<b>1,297</b>
% change vs prior year	+18%	+4%	<b>+9%</b>
<b>Asking price of new listings</b>	\$383,395	\$381,518	<b>\$383,504</b>
% change vs prior year	+7%	+7%	<b>+5%</b>



Source data : Realestate.co.nz website data / Real Estate Institute of New Zealand