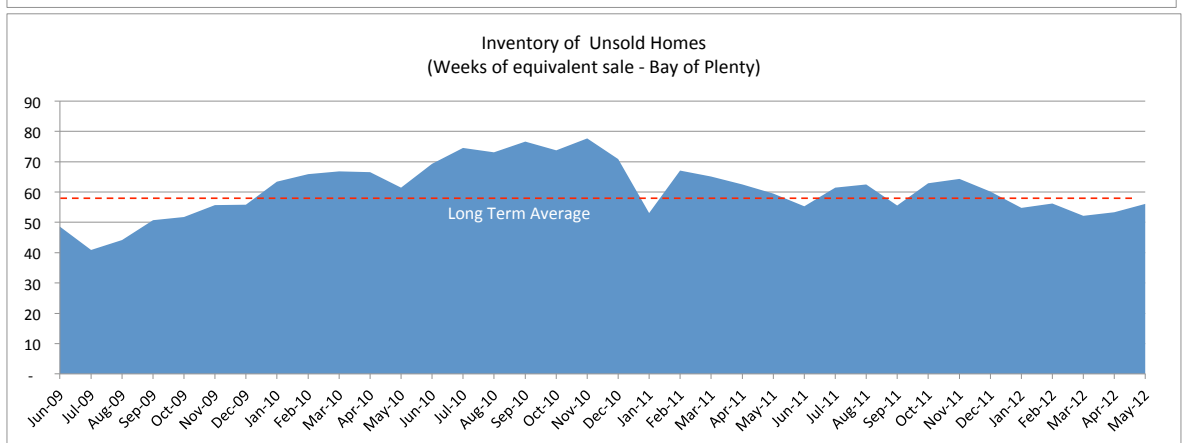
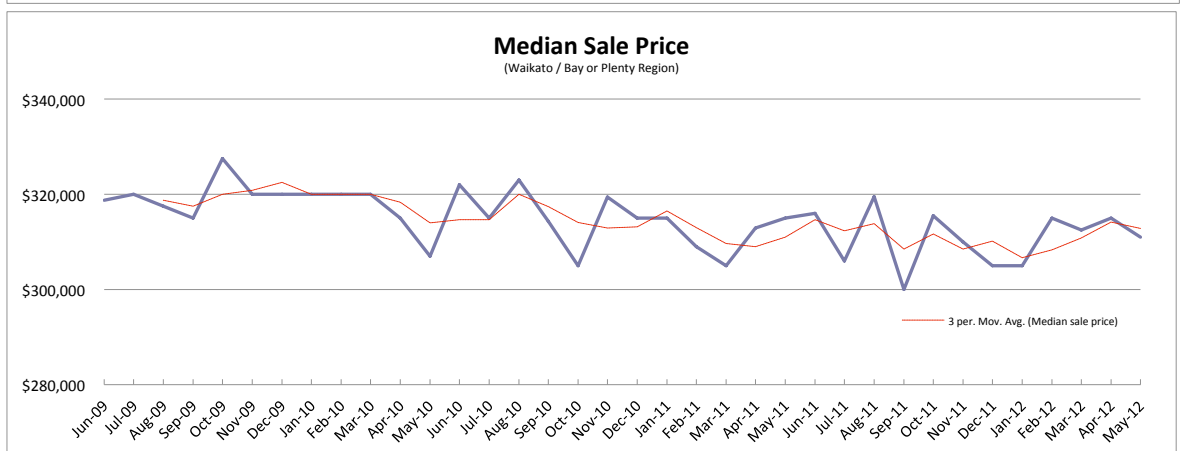
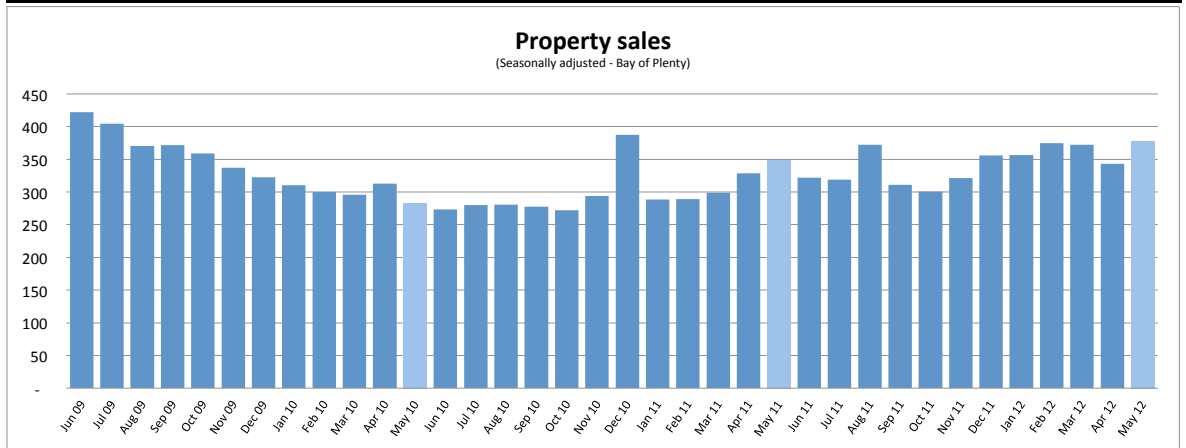




	Mar 12	Apr 12	May 12
<b>Property sales</b>	462	357	<b>419</b>
% change vs prior year	+25%	+5%	<b>+9%</b>
<b>Inventory of property for sale (# of weeks)</b>	52.2	53.3	<b>56.1</b>
% change vs prior year	-20%	-15%	<b>-6%</b>
<b>Median sales price (Waikato / BOP)</b>	\$312,500	\$315,000	<b>\$311,000</b>
% change vs prior year	+2%	+1%	<b>-1%</b>
<b>Number of new listings</b>	971	746	<b>803</b>
% change vs prior year	+10%	+19%	<b>+2%</b>
<b>Asking price of new listings</b>	\$408,652	\$404,689	<b>\$417,188</b>
% change vs prior year	-1%	+1%	<b>+11%</b>



Source data : Realestate.co.nz website data / Real Estate Institute of New Zealand