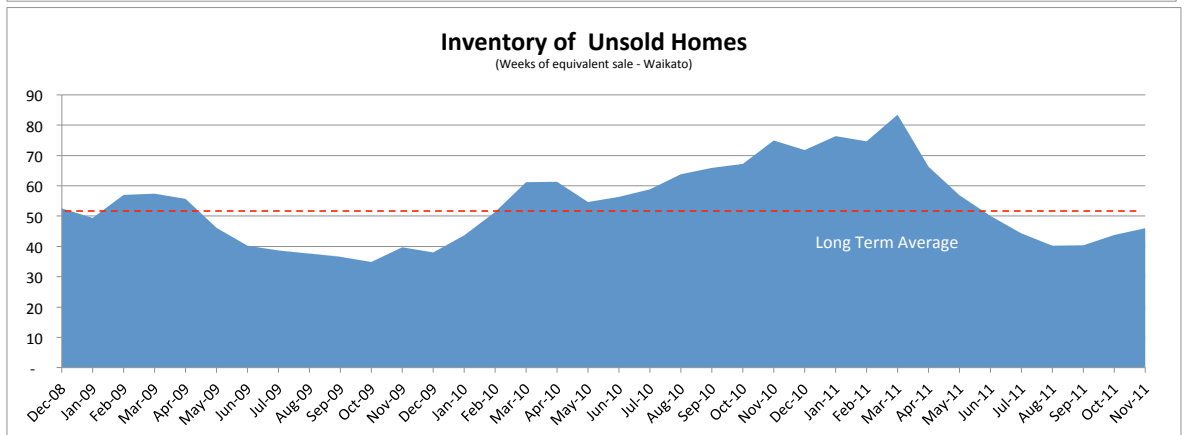
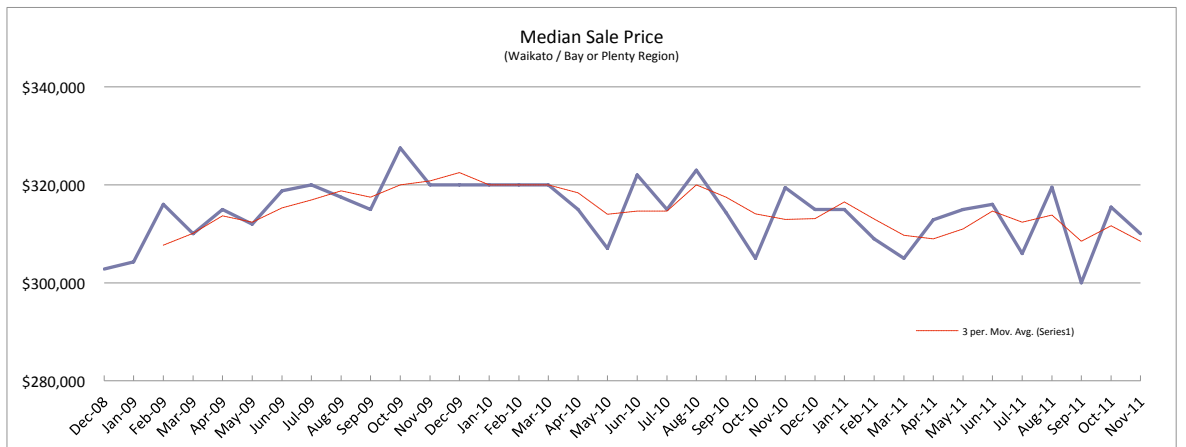
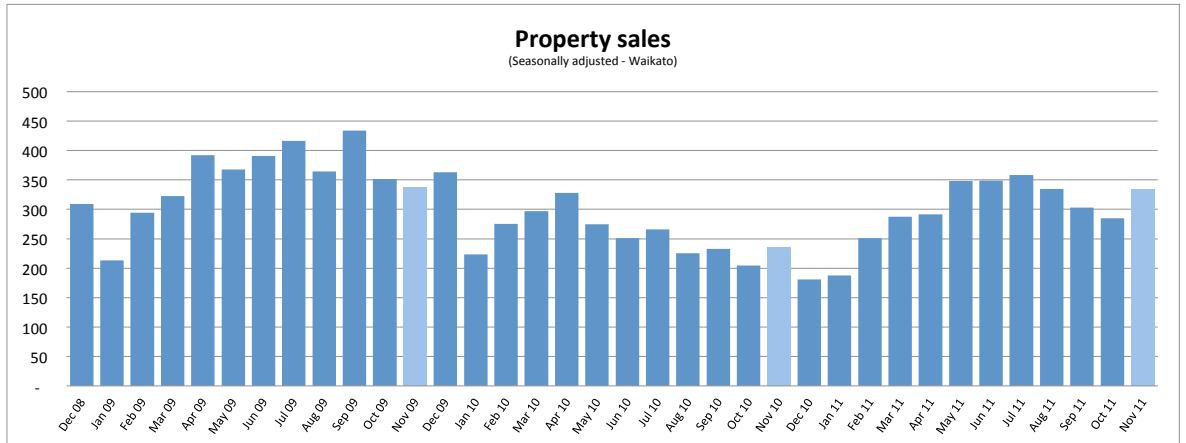


	Sep 11	Oct 11	Nov 11
<b>Property sales</b>	297	291	<b>365</b>
% change vs prior year	+30%	+39%	<b>+42%</b>
<b>Inventory of property for sale (# of weeks)</b>	40.4	43.8	<b>46.1</b>
% change vs prior year	-39%	-35%	<b>-39%</b>
<b>Median sales price (Waikato / BOP)</b>	\$300,000	\$315,475	<b>\$310,000</b>
% change vs prior year	-5%	+3%	<b>-3%</b>
<b>Number of new listings</b>	736	713	<b>853</b>
% change vs prior year	+16%	+7%	<b>-4%</b>
<b>Asking price of new listings</b>	\$347,651	\$356,746	<b>\$351,156</b>
% change vs prior year	-1%	-1%	<b>-0%</b>



Source data : Realestate.co.nz website data / Real Estate Institute of New Zealand