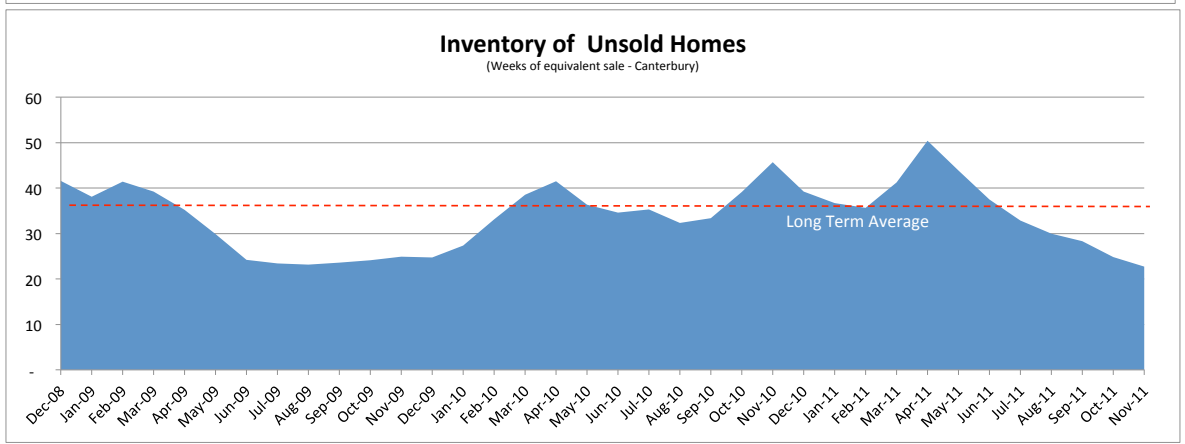
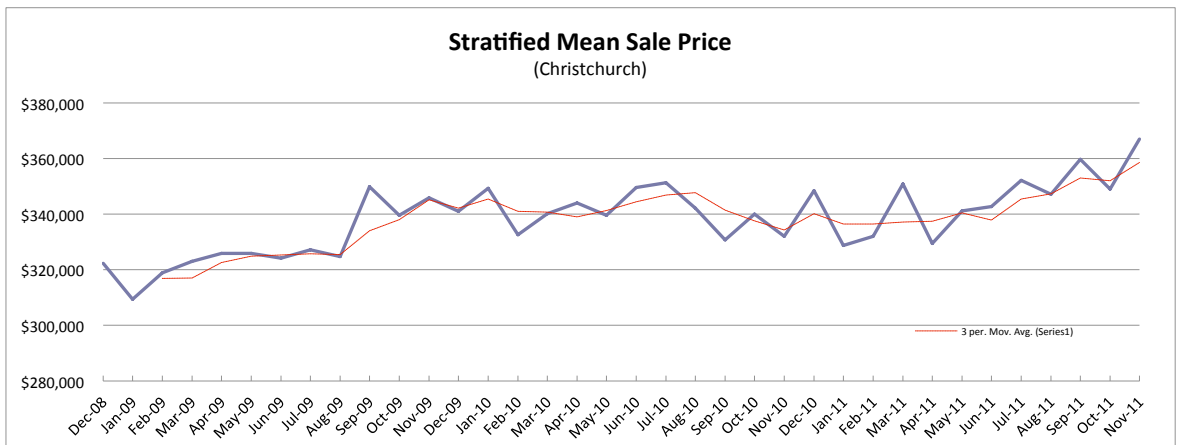
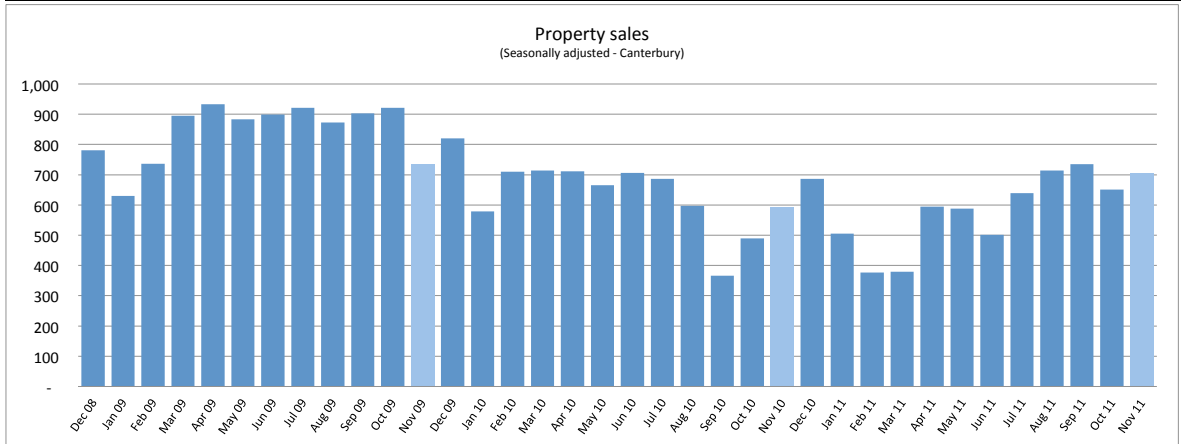




	Sep 11	Oct 11	Nov 11
<b>Property sales</b>	720	665	<b>771</b>
% change vs prior year	+101%	+33%	<b>+19%</b>
<b>Inventory of property for sale (# of weeks)</b>	28.3	24.8	<b>22.7</b>
% change vs prior year	-15%	-37%	<b>-50%</b>
<b>Stratified mean sales price - Christchurch</b>	\$359,800	\$349,025	<b>\$367,025</b>
% change vs prior year	+9%	+3%	<b>+11%</b>
<b>Number of new listings</b>	1,326	1,293	<b>1,460</b>
% change vs prior year	+9%	-1%	<b>-1%</b>
<b>Asking price of new listings</b>	\$373,169	\$372,616	<b>\$375,836</b>
% change vs prior year	+6%	+3%	<b>+4%</b>



Source data : Realestate.co.nz website data / Real Estate Institute of New Zealand