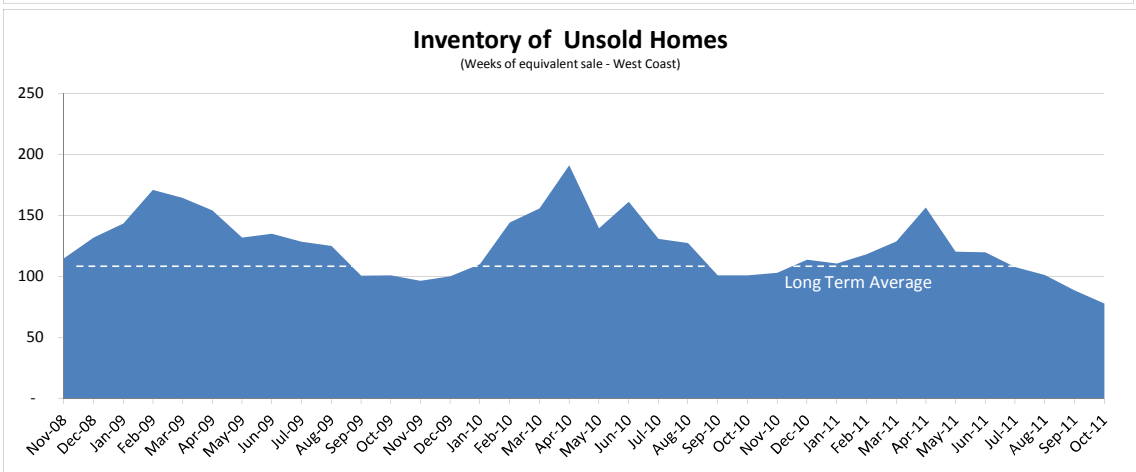
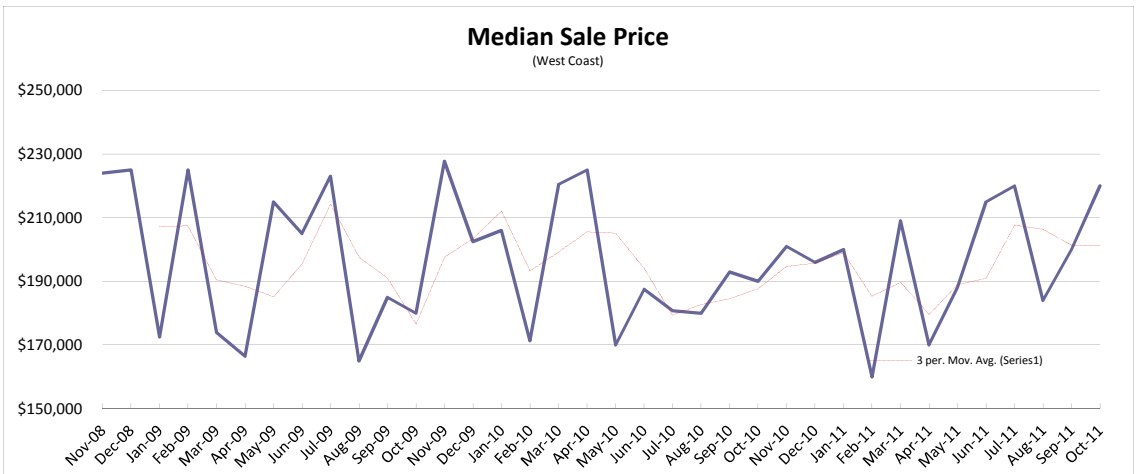
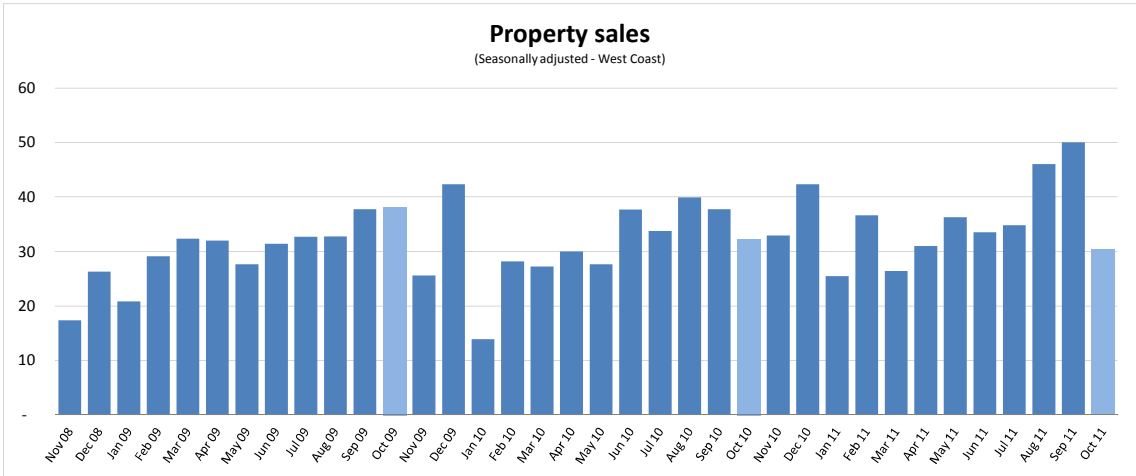




	Aug 11	Sep 11	Oct 11
<b>Property sales</b>	45	49	31
% change vs prior year	+15%	+32%	-6%
<b>Inventory of property for sale (# of weeks)</b>	101.3	88.7	77.8
% change vs prior year	-21%	-12%	-23%
<b>Median sales price</b>	\$184,000	\$200,000	\$220,000
% change vs prior year	+2%	+4%	+16%
<b>Number of new listings</b>	87	103	100
% change vs prior year	-9%	+26%	-19%
<b>Asking price of new listings</b>	\$258,551	\$268,512	\$268,051
% change vs prior year	+5%	+1%	+0%



Source data : Realestate.co.nz website data / Real Estate Institute of New Zealand