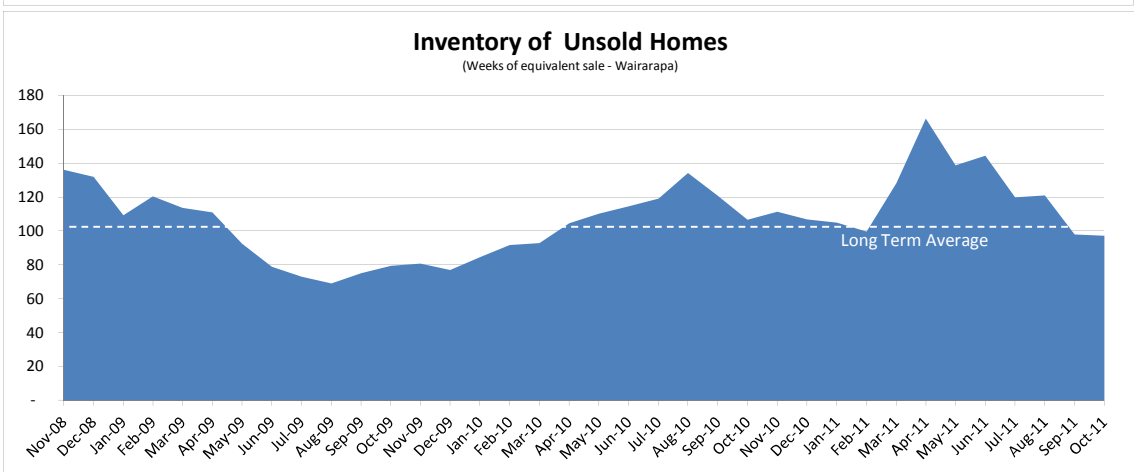
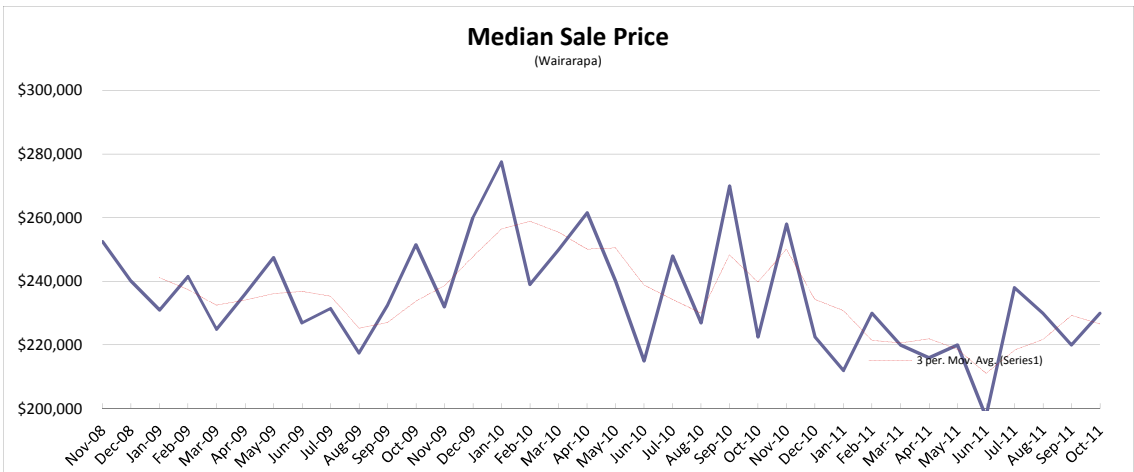
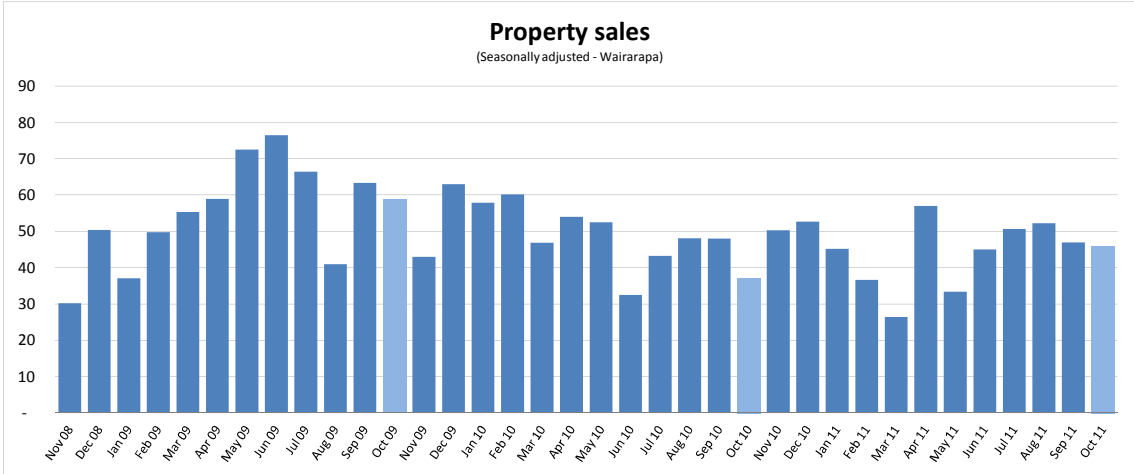




	Aug 11	Sep 11	Oct 11
Property sales	51	46	47
% change vs prior year	+9%	-2%	+24%
Inventory of property for sale (# of weeks)	121.0	98.0	97.3
% change vs prior year	-10%	-19%	-9%
Median sales price	\$230,000	\$220,000	\$230,000
% change vs prior year	+1%	-19%	+3%
Number of new listings	137	178	166
% change vs prior year	-1%	+5%	-19%
Asking price of new listings	\$257,082	\$269,587	\$289,207
% change vs prior year	+8%	+5%	-2%



Source data : Realestate.co.nz website data / Real Estate Institute of New Zealand