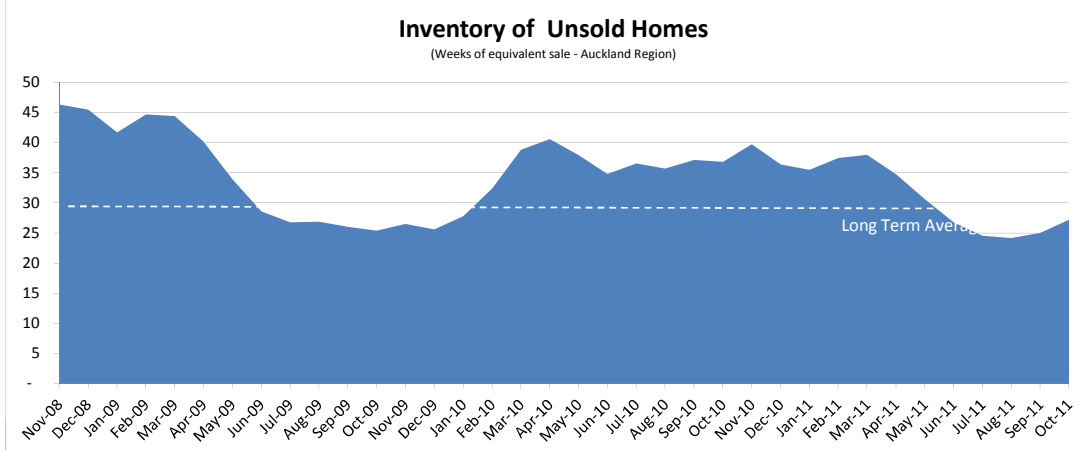
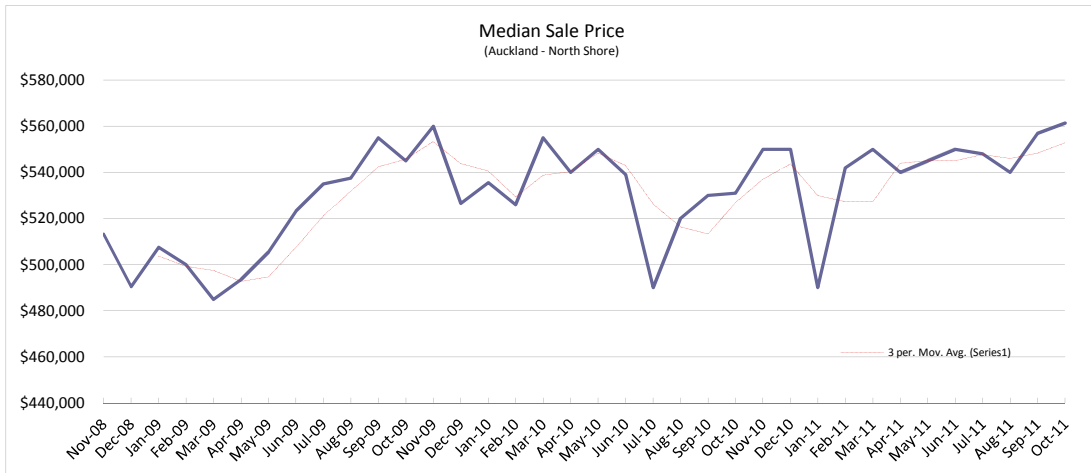
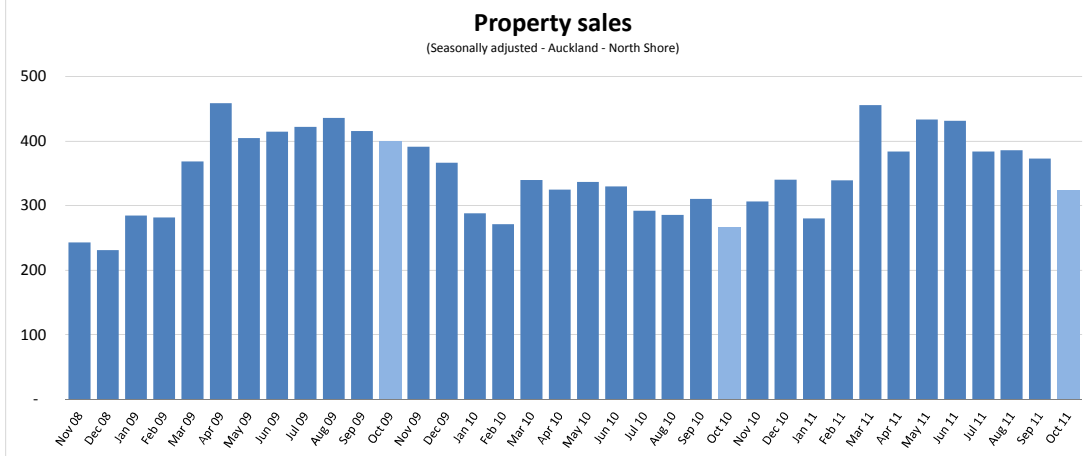


Auckland - North Shore



Auckland - North Shore

* Total Auckland Region	Aug 11	Sep 11	Oct 11
Property sales	377	365	330
% change vs prior year	+35%	+20%	+21%
*Inventory of property for sale (# of weeks)	24.2	25.0	27.2
% change vs prior year	-32%	-33%	-26%
Median sale price	\$540,000	\$557,000	\$561,400
% change vs prior year	+4%	+5%	+6%
*Number of new listings	3,705	3,659	3,796
% change vs prior year	+16%	+4%	-3%
*Asking price of new listings	\$527,979	\$558,604	\$568,778
% change vs prior year	+1%	+6%	+6%



Source data : Realestate.co.nz website data / Real Estate Institute of New Zealand