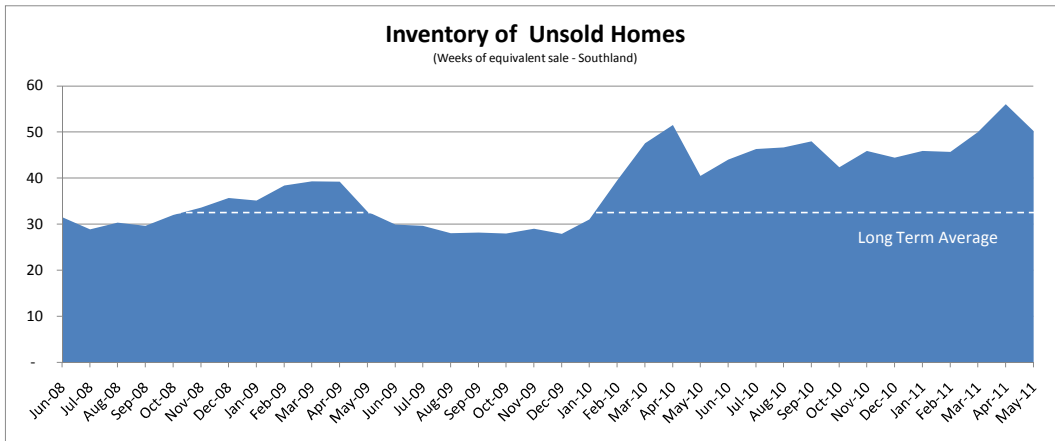
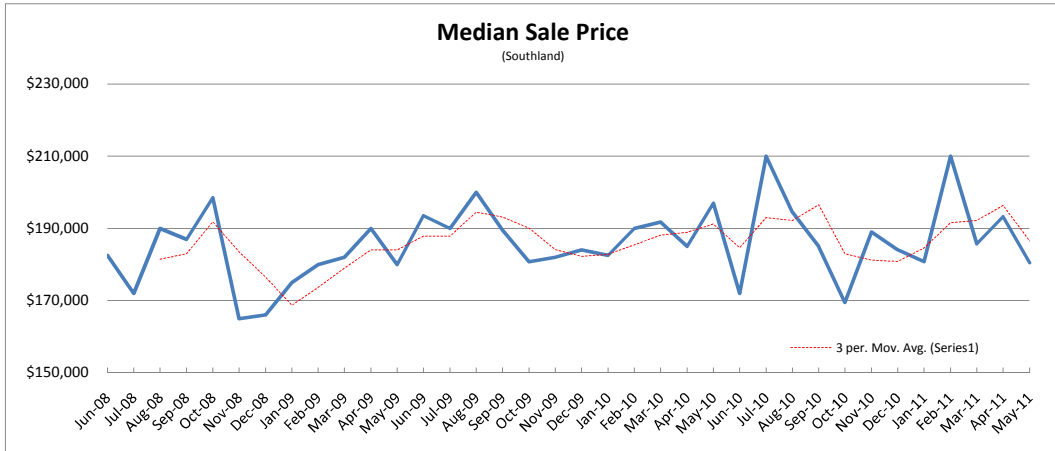
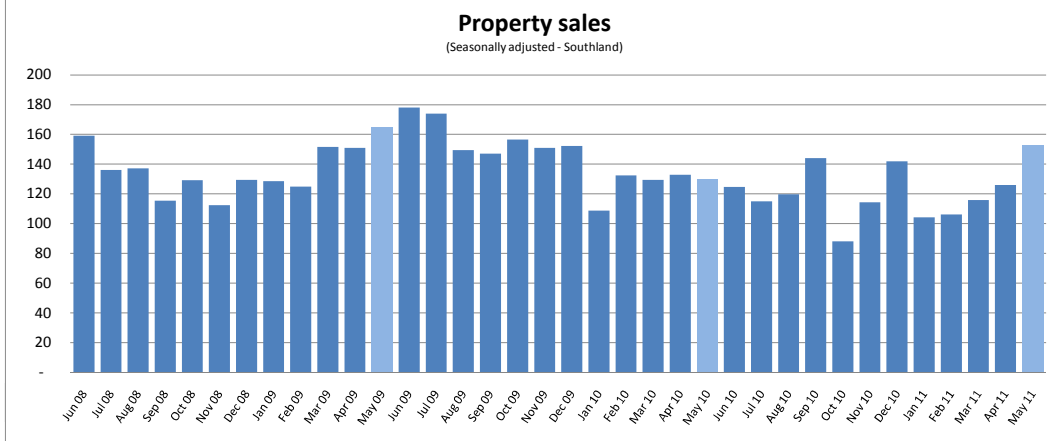




	Mar 11	Apr 11	May 11
Property sales	136	126	160
% change vs prior year	-11%	-5%	+18%
Inventory of property for sale (# of weeks)	50.0	56.1	50.2
% change vs prior year	+5%	+9%	+24%
Median sales price	\$185,750	\$193,250	\$180,500
% change vs prior year	-3%	+4%	-8%
Number of new listings	298	222	272
% change vs prior year	+6%	-44%	-19%
Asking price of new listings	\$225,813	\$245,093	\$228,436
% change vs prior year	-4%	+2%	-8%



Source data : Realestate.co.nz website data / Real Estate Institute of New Zealand