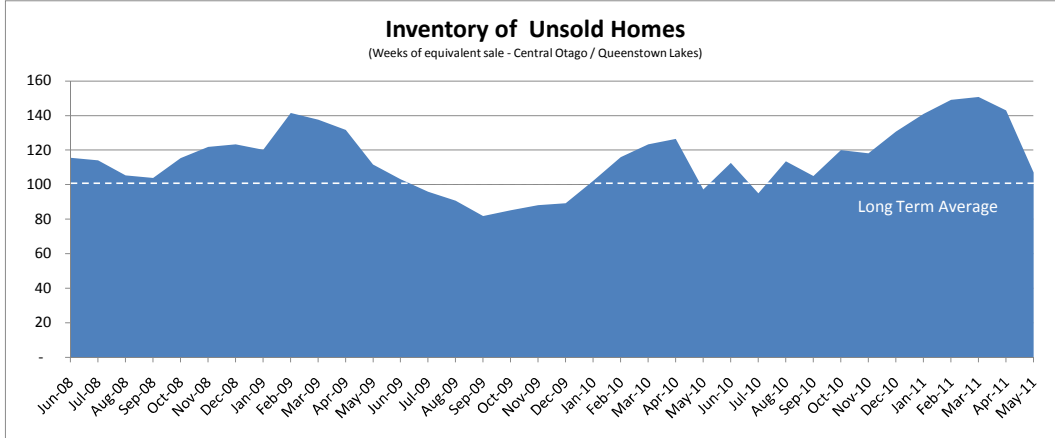
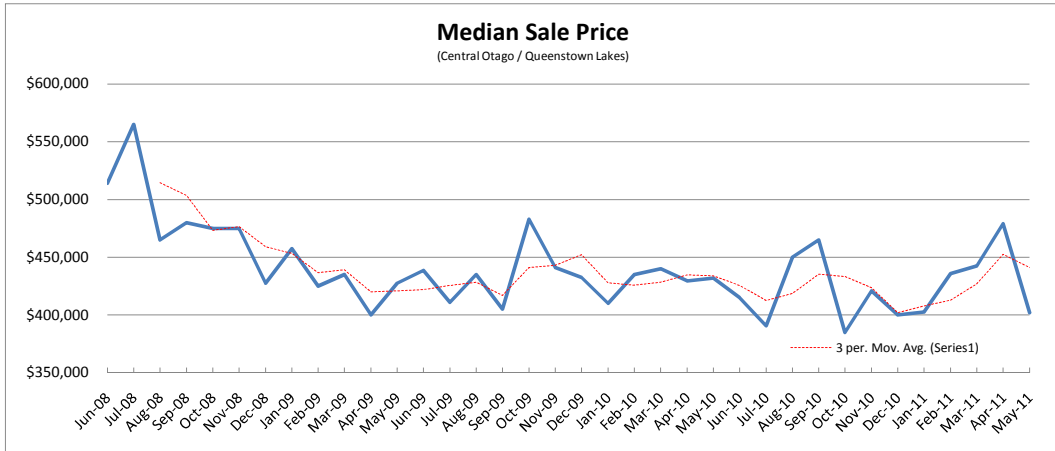
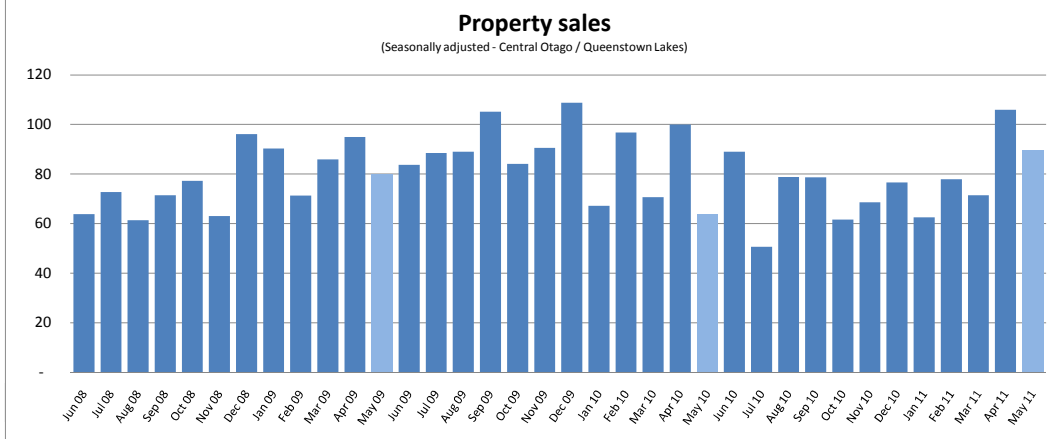




	Mar 11	Apr 11	May 11
Property sales	84	106	94
% change vs prior year	+1%	+6%	+40%
Inventory of property for sale (# of weeks)	150.9	143.1	107.0
% change vs prior year	+22%	+13%	+10%
Median sales price	\$442,500	\$479,000	\$402,000
% change vs prior year	+1%	+12%	-7%
Number of new listings	262	505	259
% change vs prior year	-25%	+104%	+2%
Asking price of new listings	\$578,071	\$563,685	\$525,073
% change vs prior year	+0%	+7%	+0%



Source data : Realestate.co.nz website data / Real Estate Institute of New Zealand