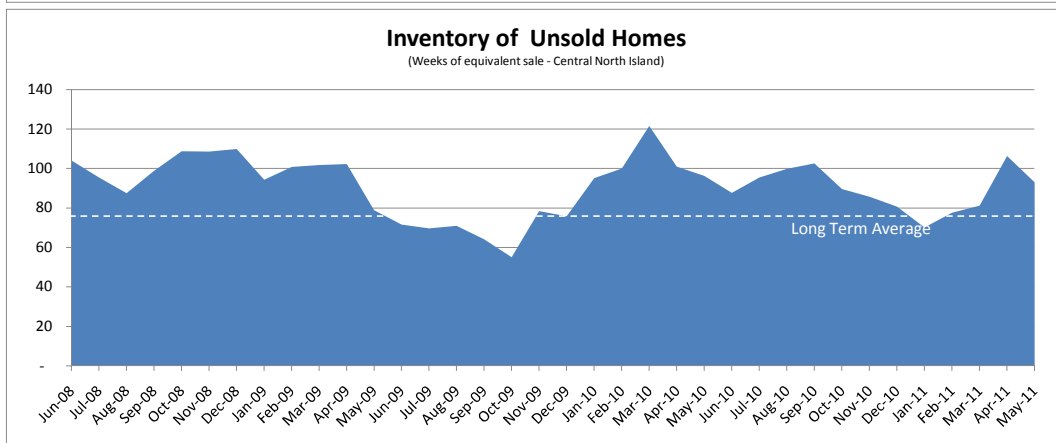
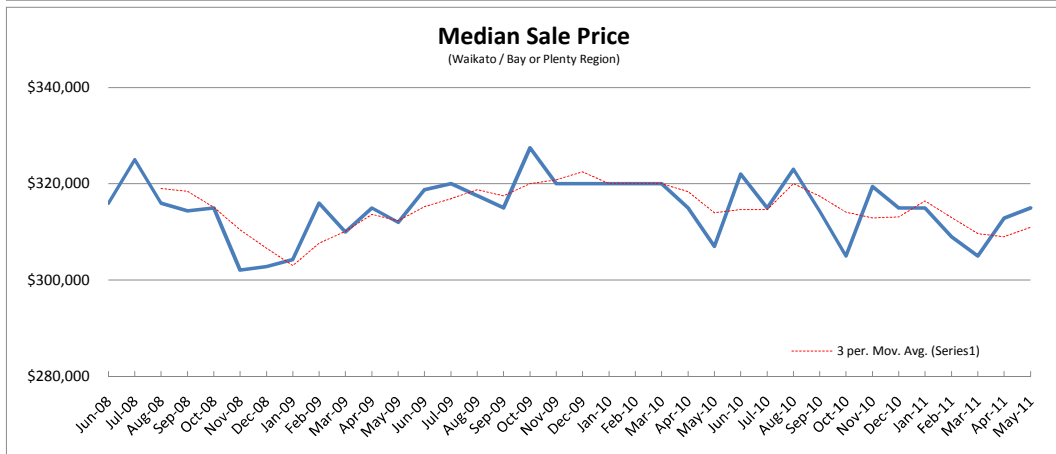
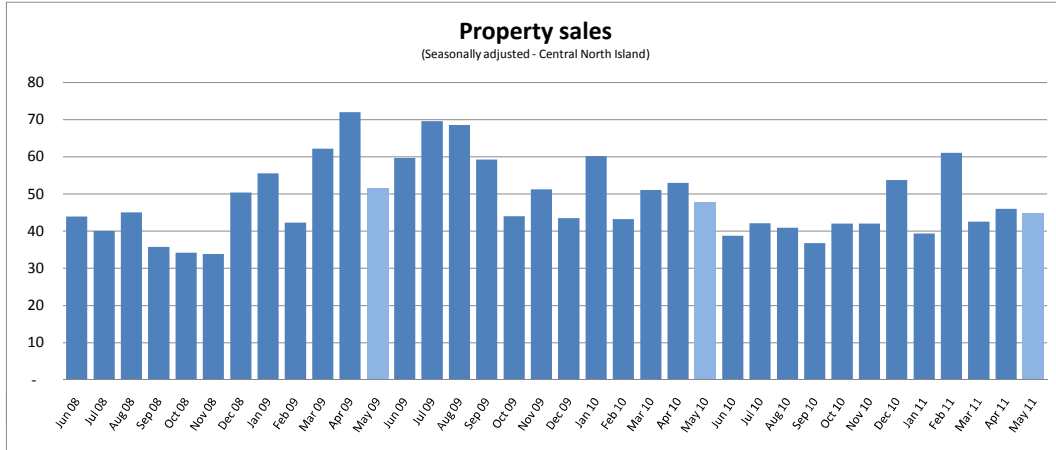




	Mar 11	Apr 11	May 11
Property sales	50	46	47
% change vs prior year	-17%	-13%	-6%
Inventory of property for sale (# of weeks)	81.2	106.4	93.0
% change vs prior year	-33%	+5%	-3%
Median sales price (Waikato / BOP)	\$305,000	\$312,875	\$315,000
% change vs prior year	-5%	-1%	+3%
Number of new listings	146	167	157
% change vs prior year	-29%	+33%	+60%
Asking price of new listings	\$369,995	\$320,952	\$346,709
% change vs prior year	-1%	-16%	-9%



Source data : Realestate.co.nz website data / Real Estate Institute of New Zealand