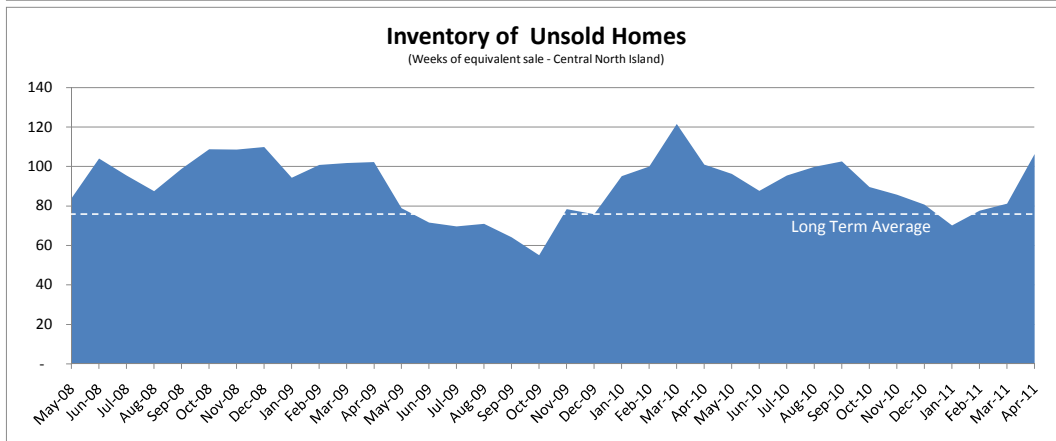
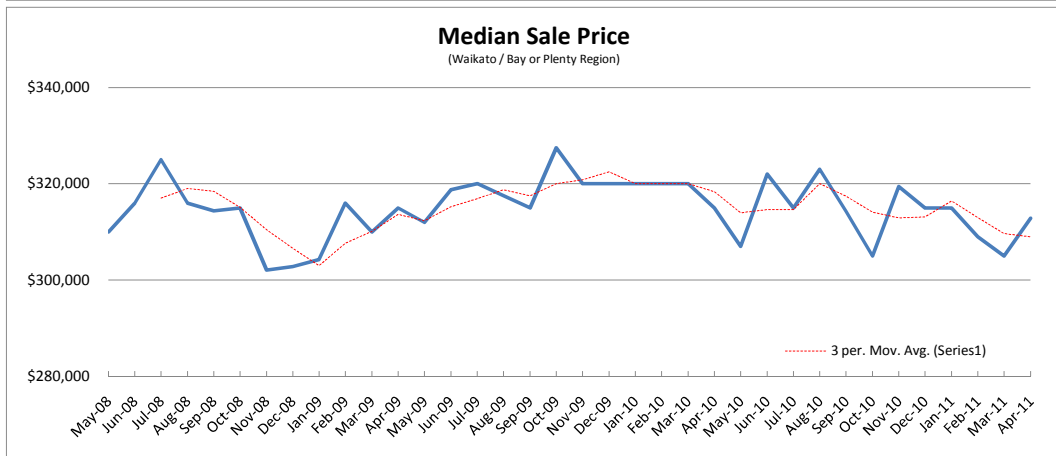
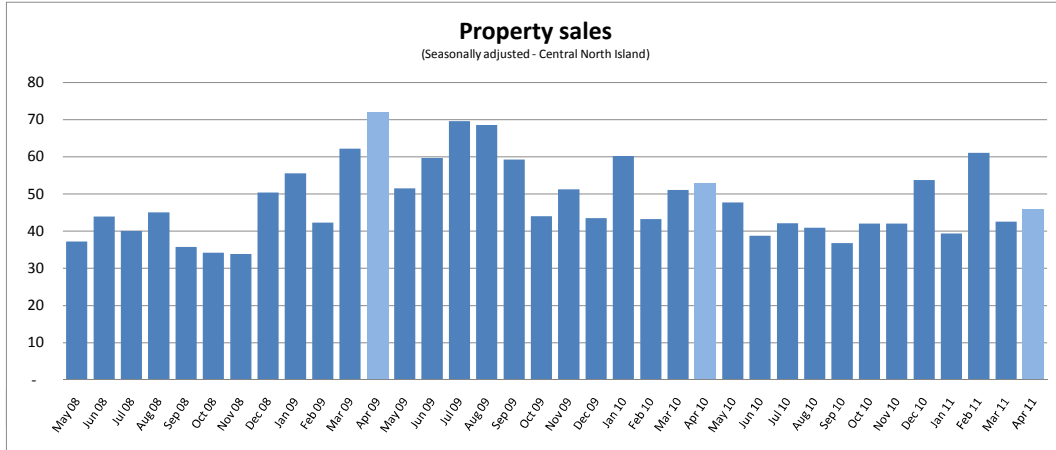




	Feb 11	Mar 11	Apr 11
<b>Property sales</b>	65	50	<b>46</b>
% change vs prior year	+41%	-17%	<b>-13%</b>
<b>Inventory of property for sale (# of weeks)</b>	77.6	81.2	<b>106.4</b>
% change vs prior year	-22%	-33%	<b>+5%</b>
<b>Median sales price (Waikato / BOP)</b>	\$309,000	\$305,000	<b>\$312,875</b>
% change vs prior year	-3%	-5%	<b>-1%</b>
<b>Number of new listings</b>	100	146	<b>167</b>
% change vs prior year	-50%	-29%	<b>+33%</b>
<b>Asking price of new listings</b>	\$339,658	\$369,995	<b>\$320,952</b>
% change vs prior year	+1%	-1%	<b>-16%</b>



Source data : Realestate.co.nz website data / Real Estate Institute of New Zealand