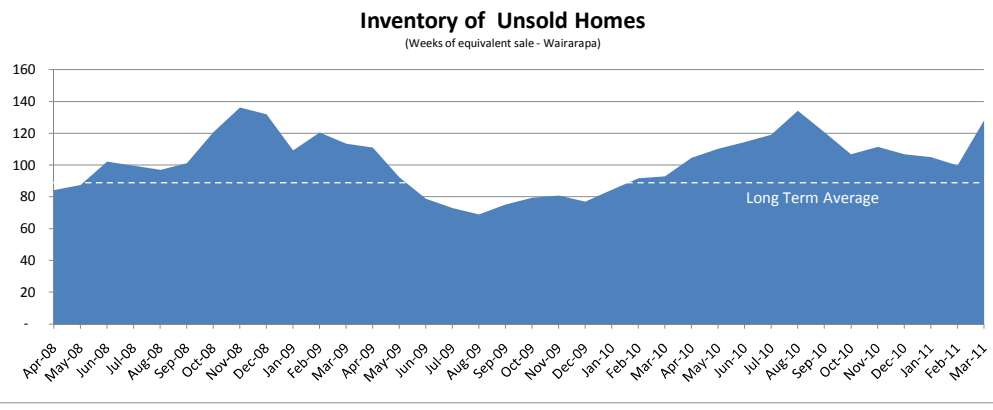
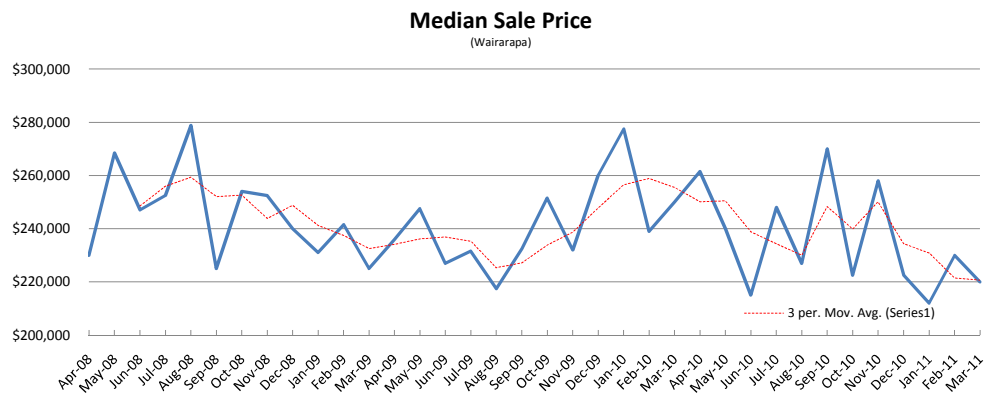
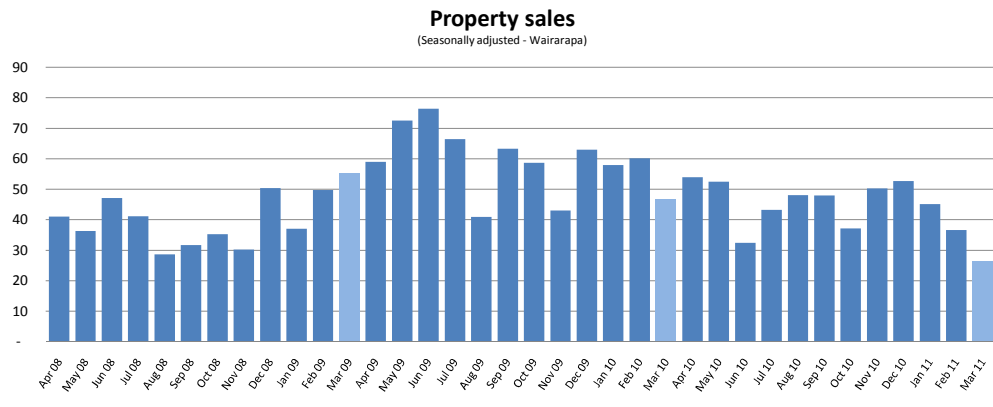


	Jan 11	Feb 11	Mar 11
Property sales	39	39	31
% change vs prior year	-22%	-39%	-44%
Inventory of property for sale (# of weeks)	105.0	99.7	128.3
% change vs prior year	+24%	+9%	+38%
Median sales price	\$212,000	\$230,000	\$220,000
% change vs prior year	-24%	-4%	-12%
Number of new listings	189	220	221
% change vs prior year	+25%	-23%	+0%
Asking price of new listings	\$280,363	\$271,289	\$266,262
% change vs prior year	-9%	-8%	-5%



Source data : Realestate.co.nz website data / Real Estate Institute of New Zealand