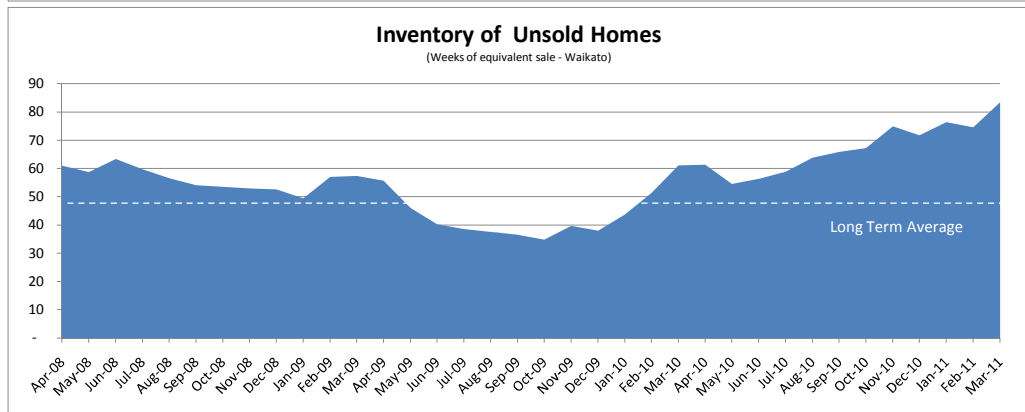
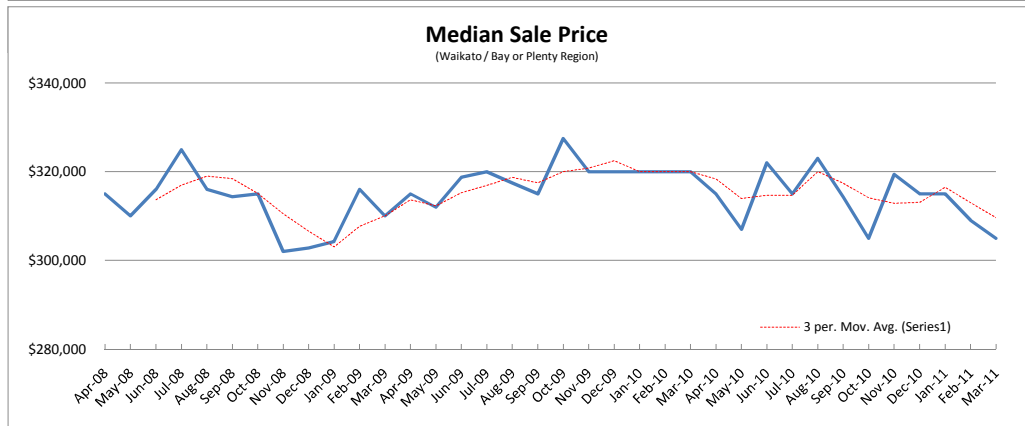
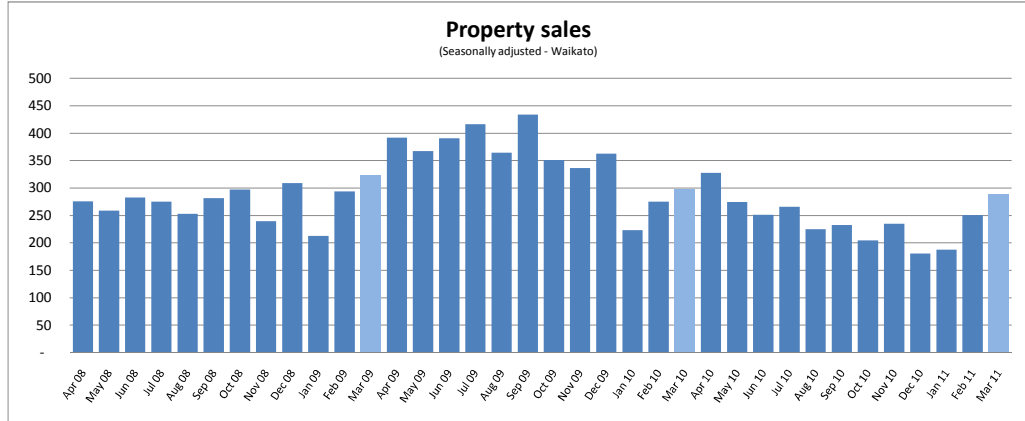


	Jan 11	Feb 11	Mar 11
Property sales	162	267	338
% change vs prior year	-16%	-9%	-3%
Inventory of property for sale (# of weeks)	76.4	74.7	83.5
% change vs prior year	+75%	+45%	+37%
Median sales price (Waikato / BOP)	\$315,000	\$309,000	\$305,000
% change vs prior year	-2%	-3%	-5%
Number of new listings	506	717	994
% change vs prior year	-25%	-23%	+9%
Asking price of new listings	\$334,516	\$347,584	\$355,016
% change vs prior year	-3%	-2%	+0%



Source data : Realestate.co.nz website data / Real Estate Institute of New Zealand