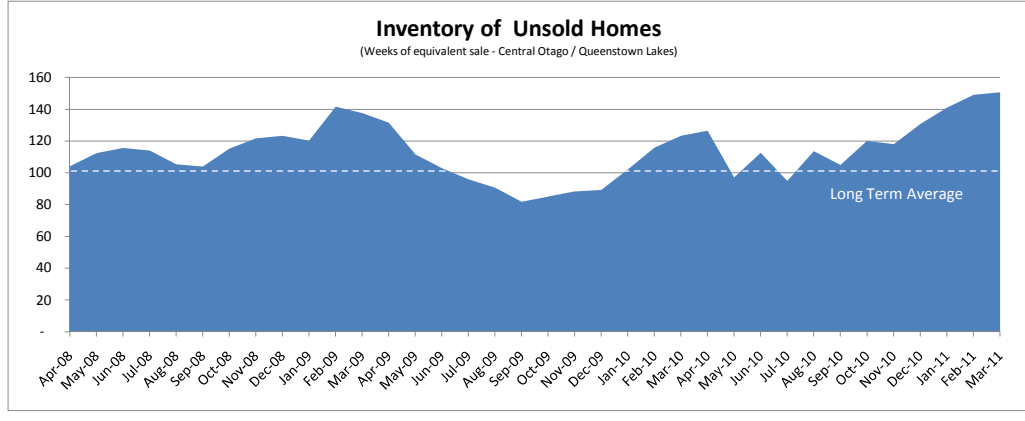
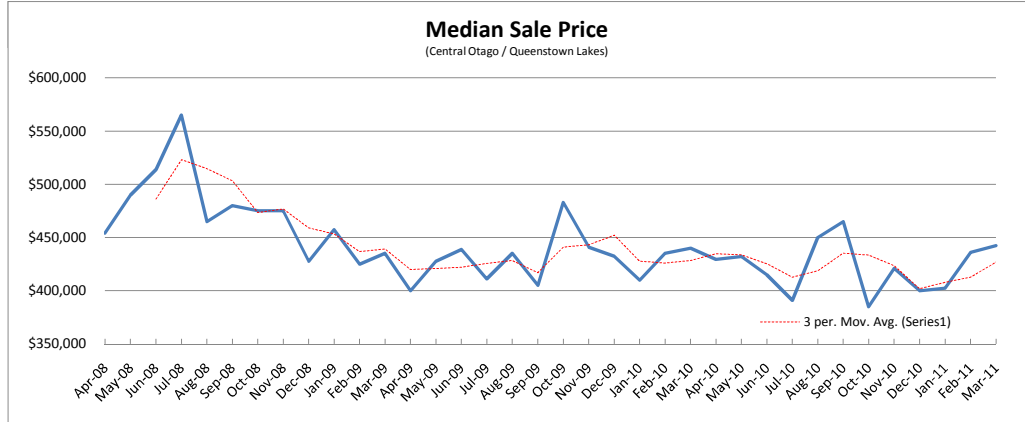
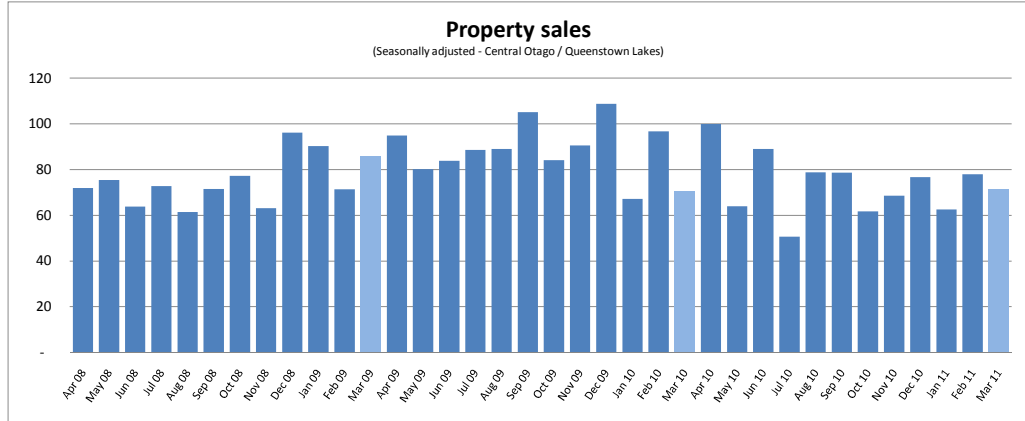


	Jan 11	Feb 11	Mar 11
<b>Property sales</b>	54	83	<b>84</b>
% change vs prior year	-7%	-19%	+1%
<b>Inventory of property for sale (# of weeks)</b>	141.0	149.2	<b>150.9</b>
% change vs prior year	+38%	+29%	+22%
<b>Median sales price</b>	\$402,500	\$436,000	<b>\$442,500</b>
% change vs prior year	-2%	+0%	+1%
<b>Number of new listings</b>	202	225	<b>262</b>
% change vs prior year	-13%	-28%	-25%
<b>Asking price of new listings</b>	\$533,364	\$559,420	<b>\$578,071</b>
% change vs prior year	-12%	+6%	+0%



Source data : Realestate.co.nz website data / Real Estate Institute of New Zealand