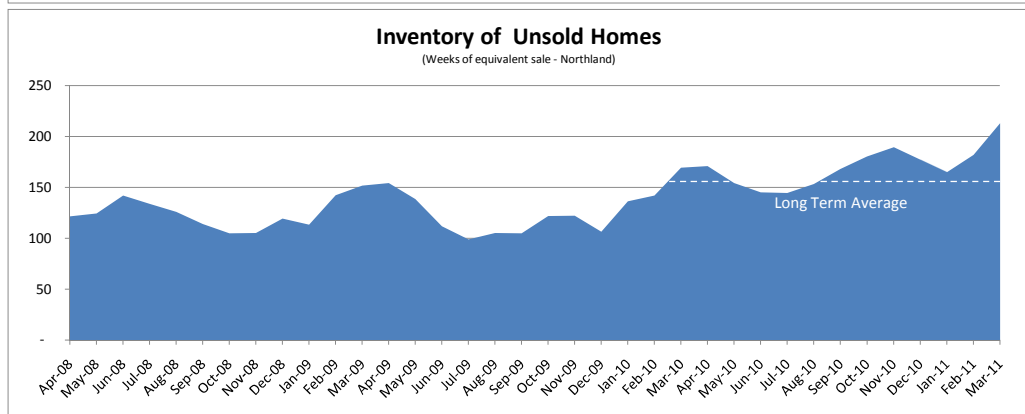
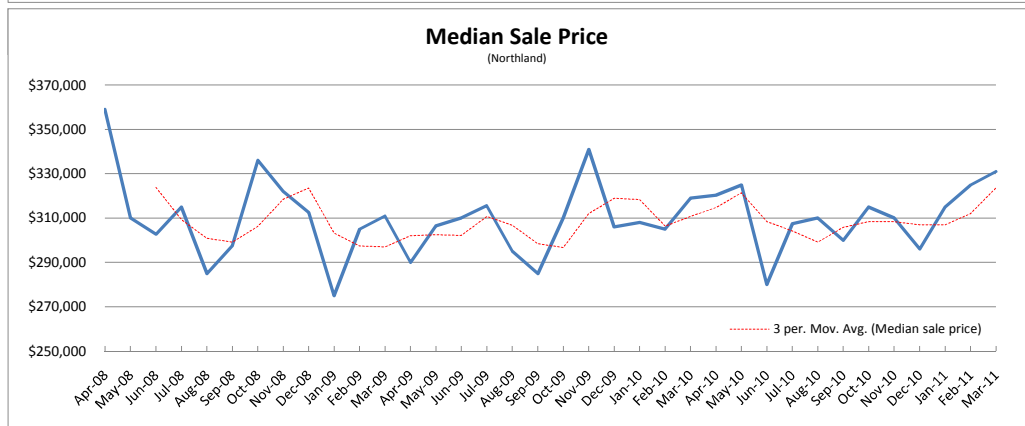
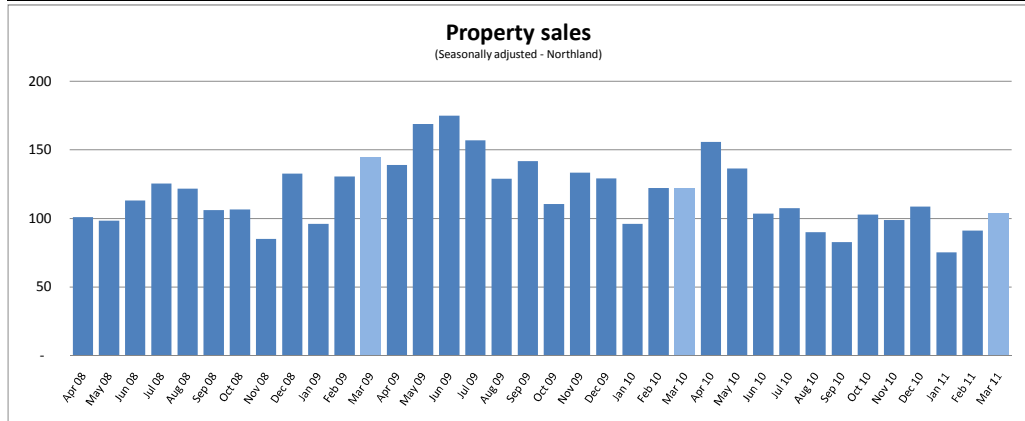


	Jan 11	Feb 11	Mar 11
<b>Property sales</b>	65	97	122
% change vs prior year	-22%	-25%	-15%
<b>Inventory of property for sale (# of weeks)</b>	165.1	182.1	213.1
% change vs prior year	+21%	+28%	+26%
<b>Median sales price</b>	\$315,000	\$325,000	\$331,000
% change vs prior year	+2%	+7%	+4%
<b>Number of new listings</b>	408	463	474
% change vs prior year	-2%	-7%	-23%
<b>Asking price of new listings</b>	\$399,184	\$401,614	\$360,976
% change vs prior year	-5%	-4%	-16%



Source data : Realestate.co.nz website data / Real Estate Institute of New Zealand