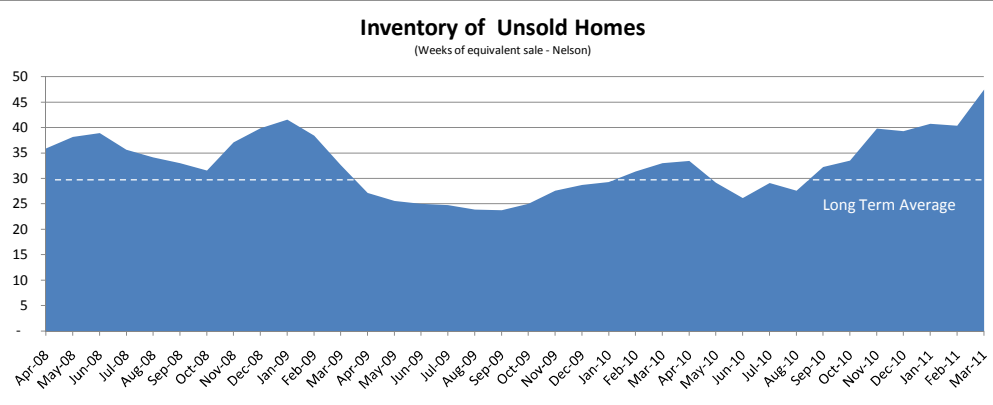
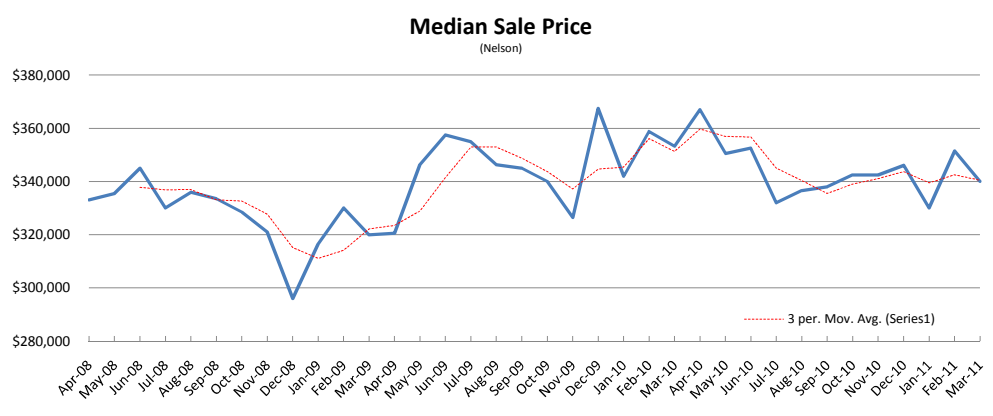
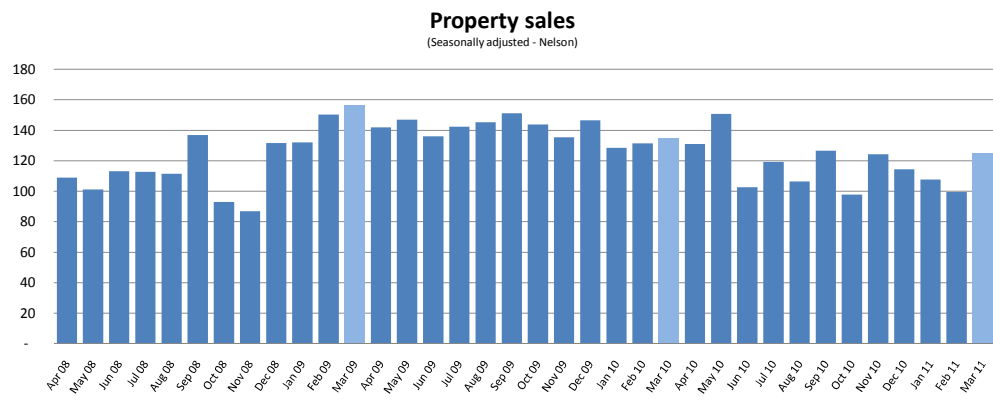


	Jan 11	Feb 11	Mar 11
Property sales	93	106	147
% change vs prior year	-16%	-24%	-7%
Inventory of property for sale (# of weeks)	40.8	40.4	47.5
% change vs prior year	+39%	+29%	+44%
Median sales price	\$330,000	\$351,500	\$340,000
% change vs prior year	-4%	-2%	-4%
Number of new listings	240	235	273
% change vs prior year	+26%	-6%	-6%
Asking price of new listings	\$424,461	\$418,747	\$427,727
% change vs prior year	+1%	-3%	+3%



Source data : Realestate.co.nz website data / Real Estate Institute of New Zealand