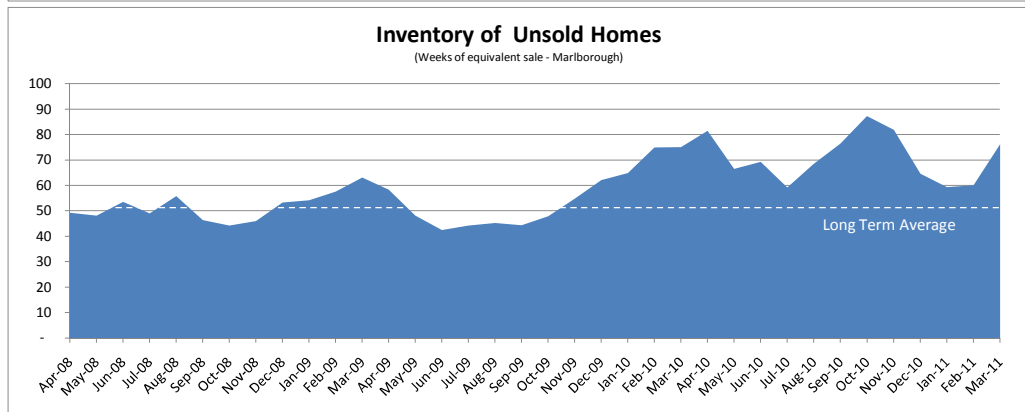
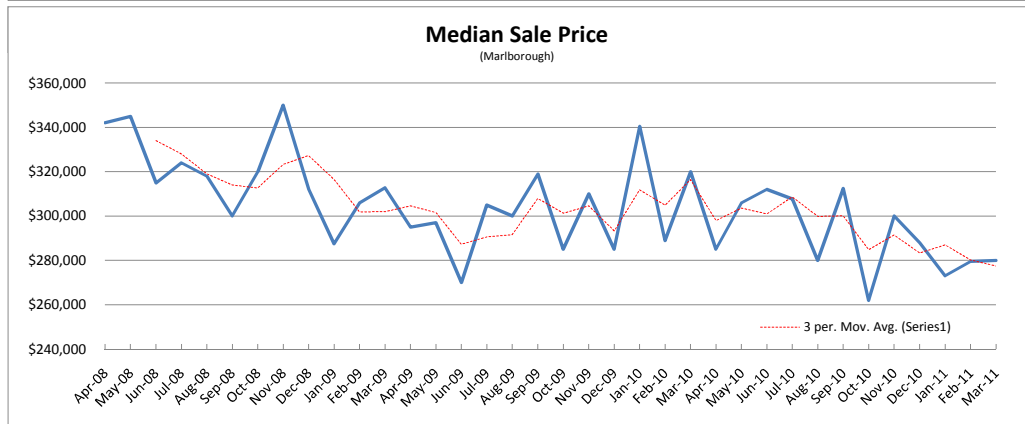
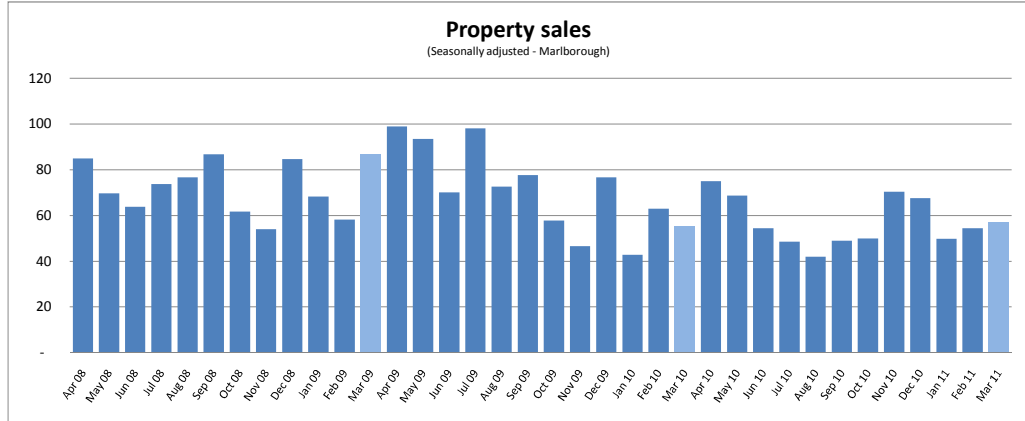


	Jan 11	Feb 11	Mar 11
Property sales	43	58	67
% change vs prior year	+16%	-13%	+3%
Inventory of property for sale (# of weeks)	59.4	60.1	76.3
% change vs prior year	-9%	-20%	+2%
Median sales price	\$273,000	\$279,500	\$280,000
% change vs prior year	-20%	-3%	-13%
Number of new listings	121	160	142
% change vs prior year	-29%	-6%	-19%
Asking price of new listings	\$363,552	\$354,203	\$342,447
% change vs prior year	-10%	-6%	-12%



Source data : Realestate.co.nz website data / Real Estate Institute of New Zealand