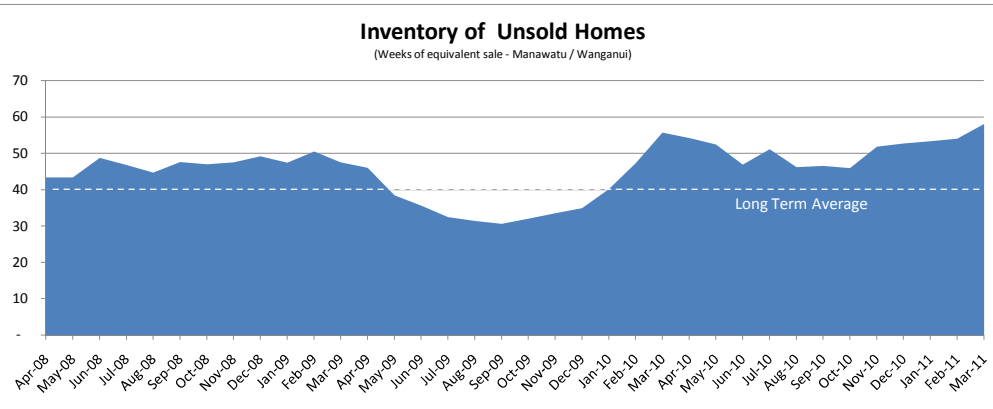
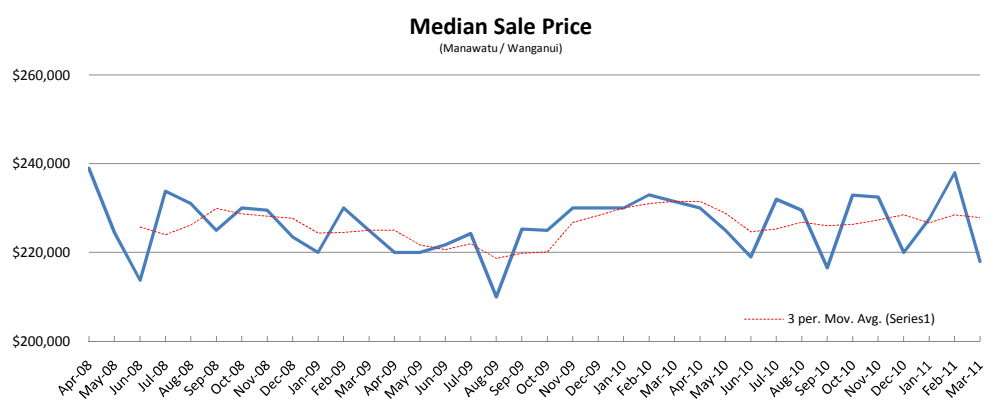
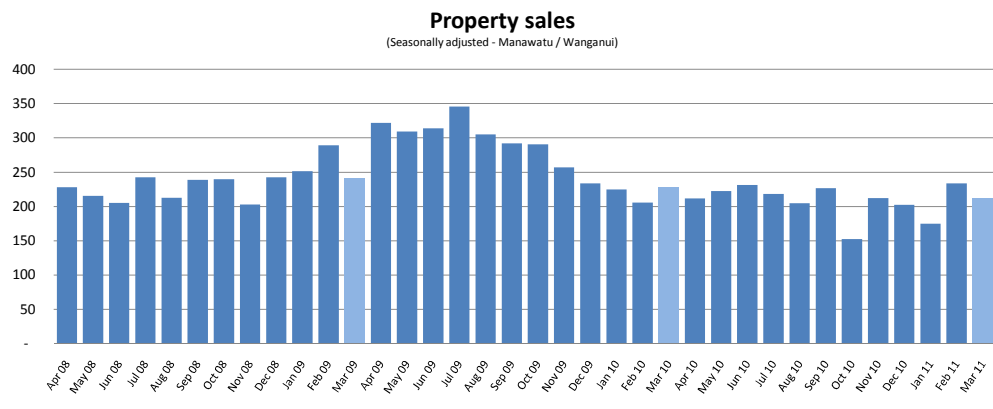


	Jan 11	Feb 11	Mar 11
<b>Property sales</b>	151	249	<b>250</b>
% change vs prior year	-22%	+14%	-7%
<b>Inventory of property for sale (# of weeks)</b>	53.4	54.0	<b>58.1</b>
% change vs prior year	+33%	+14%	+4%
<b>Median sales price</b>	\$227,500	\$238,000	<b>\$218,000</b>
% change vs prior year	-1%	+2%	-6%
<b>Number of new listings</b>	364	550	<b>505</b>
% change vs prior year	-19%	-21%	-26%
<b>Asking price of new listings</b>	\$267,646	\$261,548	<b>\$270,605</b>
% change vs prior year	+3%	-2%	-3%



Source data : Realestate.co.nz website data / Real Estate Institute of New Zealand