

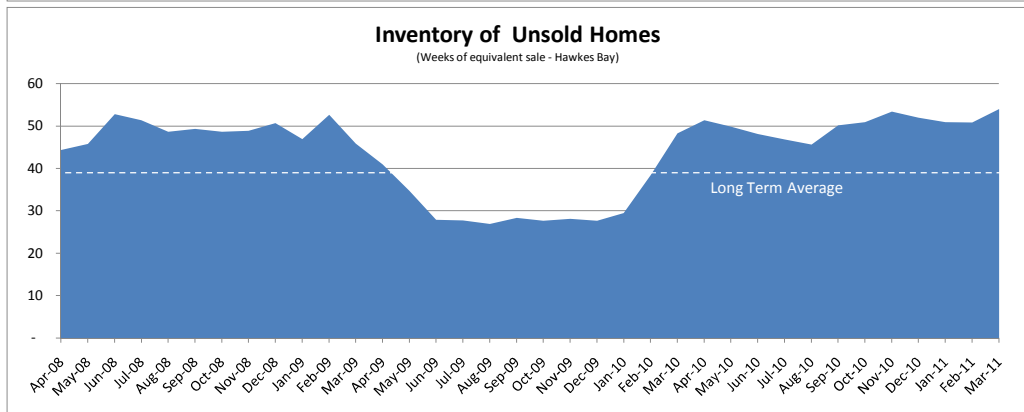
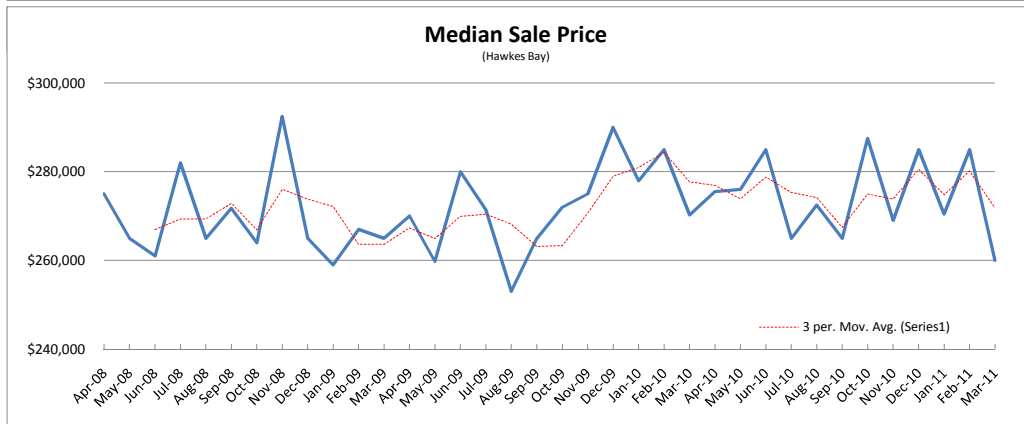
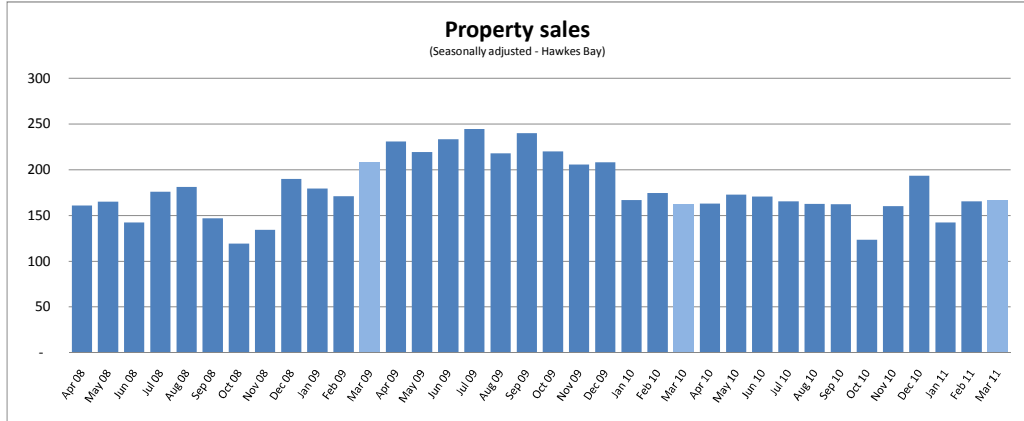
Hawkes Bay



Property Pulse Factsheet: Hawkes Bay

Mar 2011

	Jan 11	Feb 11	Mar 11
Property sales	123	176	195
% change vs prior year	-15%	-5%	+2%
Inventory of property for sale (# of weeks)	51.0	50.8	54.0
% change vs prior year	+73%	+32%	+12%
Median sales price	\$270,500	\$285,000	\$260,000
% change vs prior year	-3%	+0%	-4%
Number of new listings	312	398	417
% change vs prior year	-12%	-26%	-17%
Asking price of new listings	\$320,339	\$337,652	\$334,897
% change vs prior year	-2%	-4%	-4%



Source data : Realestate.co.nz website data / Real Estate Institute of New Zealand