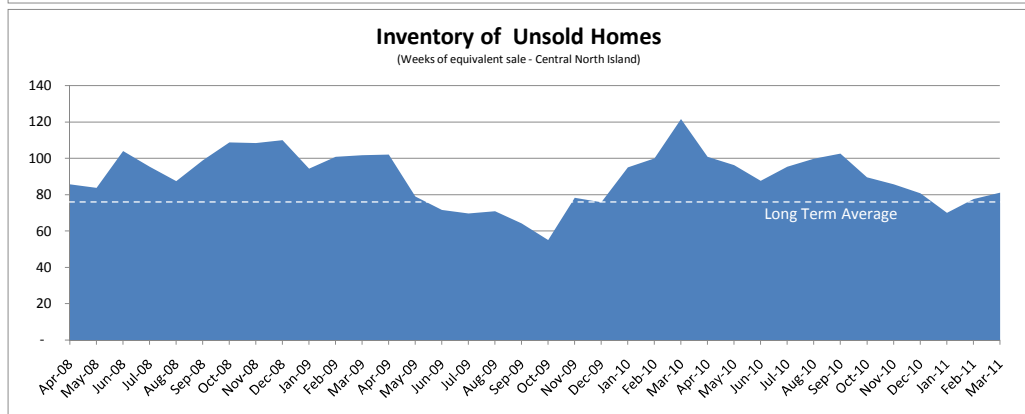
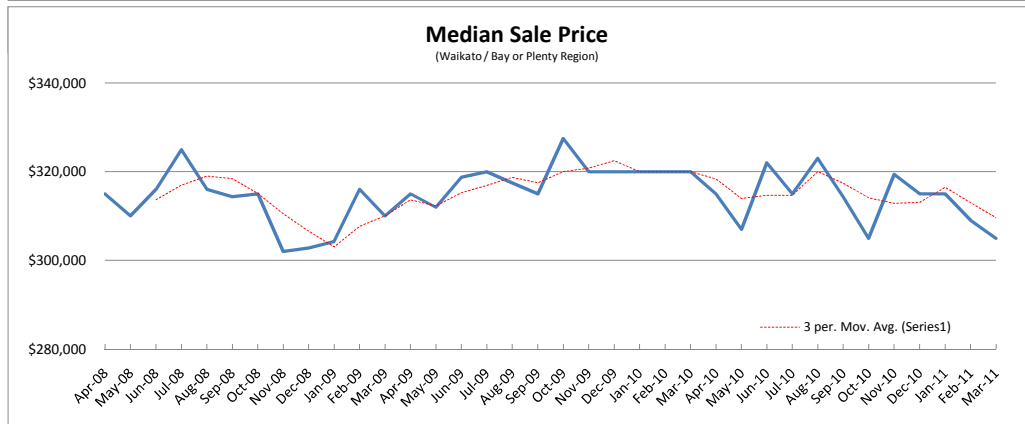
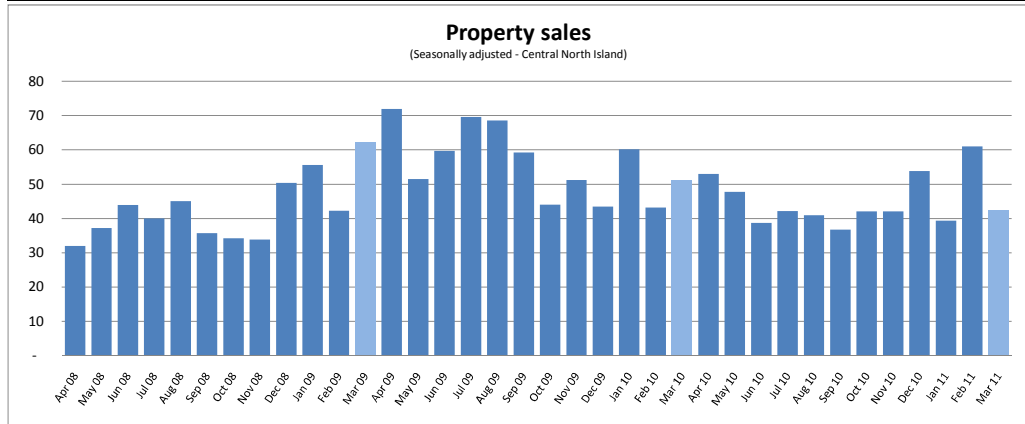




	Jan 11	Feb 11	Mar 11
<b>Property sales</b>	34	65	50
% change vs prior year	-35%	+41%	-17%
<b>Inventory of property for sale (# of weeks)</b>	70.2	77.6	81.2
% change vs prior year	-26%	-22%	-33%
<b>Median sales price (Waikato / BOP)</b>	\$315,000	\$309,000	\$305,000
% change vs prior year	-2%	-3%	-5%
<b>Number of new listings</b>	91	100	146
% change vs prior year	-33%	-50%	-29%
<b>Asking price of new listings</b>	\$331,493	\$339,658	\$369,995
% change vs prior year	-0%	+1%	-1%



Source data : Realestate.co.nz website data / Real Estate Institute of New Zealand