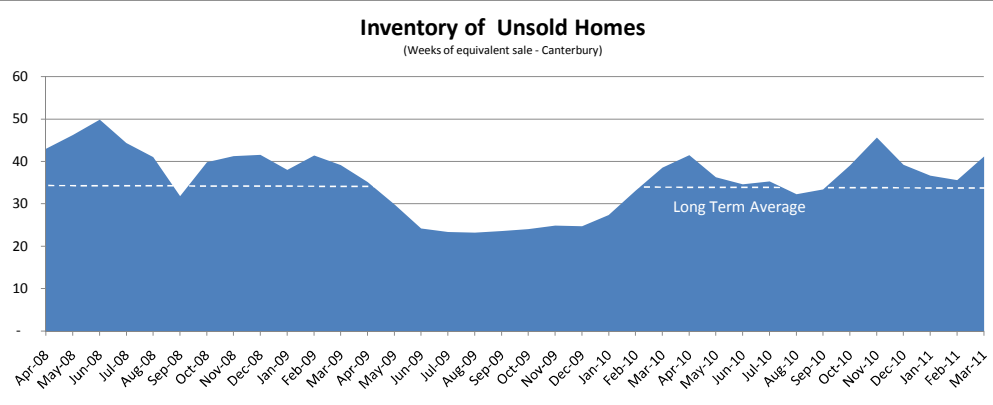
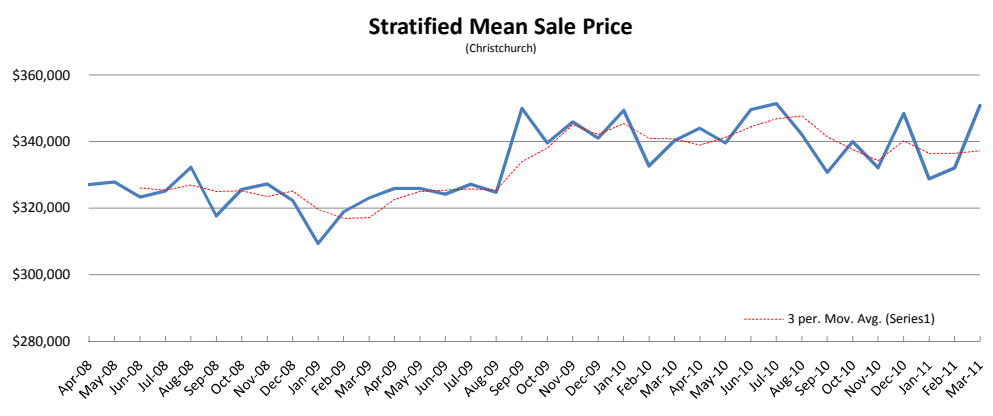
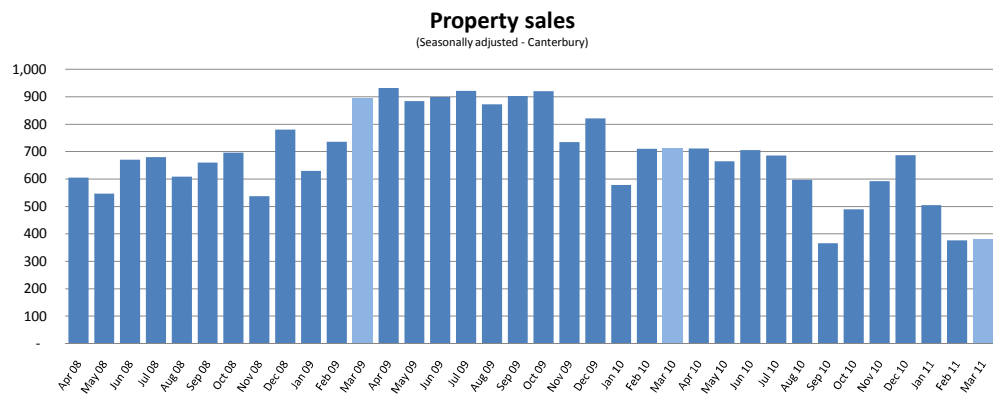




	Jan 11	Feb 11	Mar 11
<b>Property sales</b>	436	401	<b>446</b>
% change vs prior year	-13%	-47%	<b>-47%</b>
<b>Inventory of property for sale (# of weeks)</b>	36.7	35.6	<b>41.2</b>
% change vs prior year	+34%	+7%	<b>+7%</b>
<b>Stratified mean sales price - Christchurch</b>	\$328,805	\$332,075	<b>\$350,838</b>
% change vs prior year	-6%	-0%	<b>+3%</b>
<b>Number of new listings</b>	948	1,177	<b>1,297</b>
% change vs prior year	-38%	-44%	<b>-36%</b>
<b>Asking price of new listings</b>	\$344,464	\$365,596	<b>\$357,986</b>
% change vs prior year	-3%	-1%	<b>-1%</b>



Source data : Realestate.co.nz website data / Real Estate Institute of New Zealand