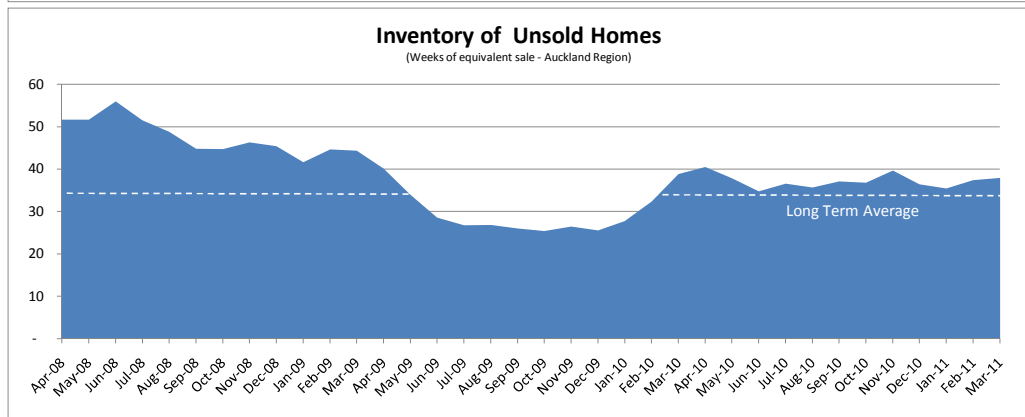
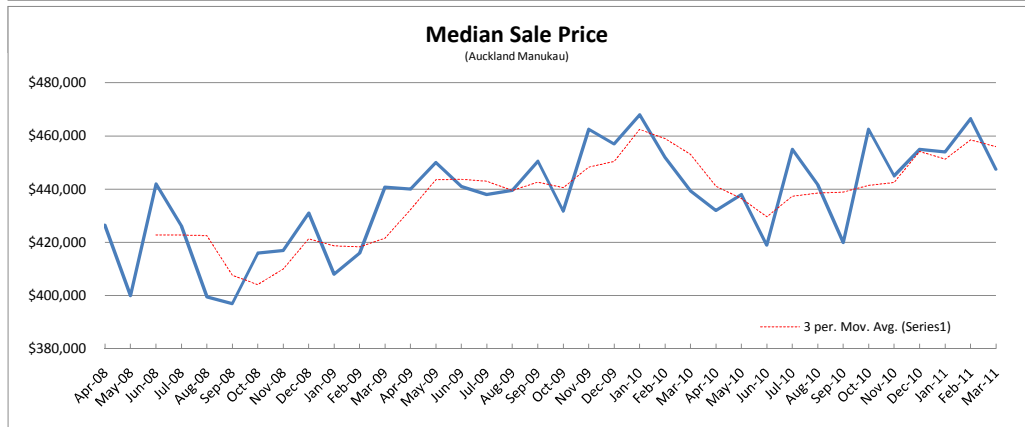
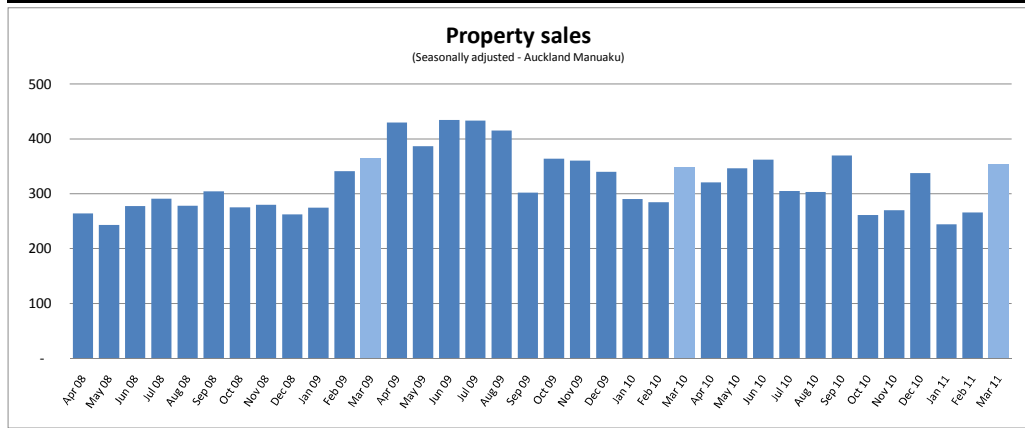


* Total Auckland Region	Jan 11	Feb 11	Mar 11
Property sales	211	283	416
% change vs prior year	-16%	-7%	+2%
*Inventory of property for sale (# of weeks)	35.5	37.5	38.0
% change vs prior year	+28%	+16%	-2%
Median sale price	\$454,000	\$466,500	\$447,500
% change vs prior year	-3%	+3%	+2%
*Number of new listings	2,554	3,891	4,073
% change vs prior year	-15%	-15%	-11%
*Asking price of new listings	\$532,271	\$549,057	\$551,720
% change vs prior year	+3%	+1%	+1%



Source data : Realestate.co.nz website data / Real Estate Institute of New Zealand